



# ABOUT US


Founded in 2002, ERVAN is located in China South Modern City – DONGGUAN, committing to the development of world-class professional LED lighting, involved in perfect commercial and industrial lighting solutions for European and America markets.

Continuous innovation, consistently high quality production, and reliable quality assurance are the basic definition of ERVAN luminaires. ERVAN insists on originality, and partial product design has obtained global patents to protect the interests of our distributors in the end market.

In the long-term development process, ERVAN has attracted a large number of outstanding R&D technical talents to form the driving force for the company's continuous innovation. At the same time, ERVAN has also invested in some high-tech laboratory equipments, providing professional and reliable theoretical support for product development and market application research. Professional talents and technical equipments also enable ERVAN to have strong OEM and ODM capabilities to meet the growing customization needs from market.

With 21 years corporate history, ERVAN has achieved excellent brand recognition in the market and formed a stable and efficient supply chain management system. Clear positioning on the market and product , increase the recognition of ERVAN in the customer's mind. Maintaining a long-term stable strategic partnership with customers not only protects the market competitiveness of customers but also greatly enhances ERVAN's market perception. The construction of employee relations is also a feature of ERVAN. Free, happy and open working environment, has been built and owned by every ERVAN employees.

We wish, light art life !



TRI-PROOF LIGHTING

- PILOT VERSION TRI-PROOF--TP01-----07
- PILOT VERSION TRI-PROOF--TP03-----09
- BLADE VERSION TRI-PROOF--TB32-----11
- BLADE VERSION TRI-PROOF--TB33-----13
- HULK VERSION TRI-PROOF--T21-----15
- HULK VERSION TRI-PROOF--TH37-----17

TUBULAR TRI-PROOF LIGHTING

- IRON TUBULAR --Ti60F-----21
- IRON TUBULAR--Ti60N-----23

INDOOR SPORTS HALL LIGHTING

- INDOOR SPORTS LUMINAIRE--V10-----27
- INDOOR SPORTS LUMINAIRE--V12-----29
- INDOOR SPORTS LUMINAIRE--Si13-----31
- INDOOR SPORTS LUMINAIRE--L15A-----33
- INDOOR SPORTS LUMINAIRE--Ni15B-----35
- INDOOR SPORTS LUMINAIRE--T21-----37
- INDOOR SPORTS HIGH BAY--H29-----39

LINEAR FIXTURE

- UNILINE44--L25-----43
- UNILINE44--NU28-----45
- UNILINE44--NU29-----47
- COMLINE--NC32-----49
- COMLINE--NC33-----51
- INDULINE23--L15A-----53
- INDULINE23--Ni15B-----55

HIGH POWER INDUSTRIAL LIGHTING

- LOW GLARE HIGH BAY--H29-----59
- LOW GLARE HIGH BAY--H37-----61
- FLOOD LIGHT--EFL12-----63

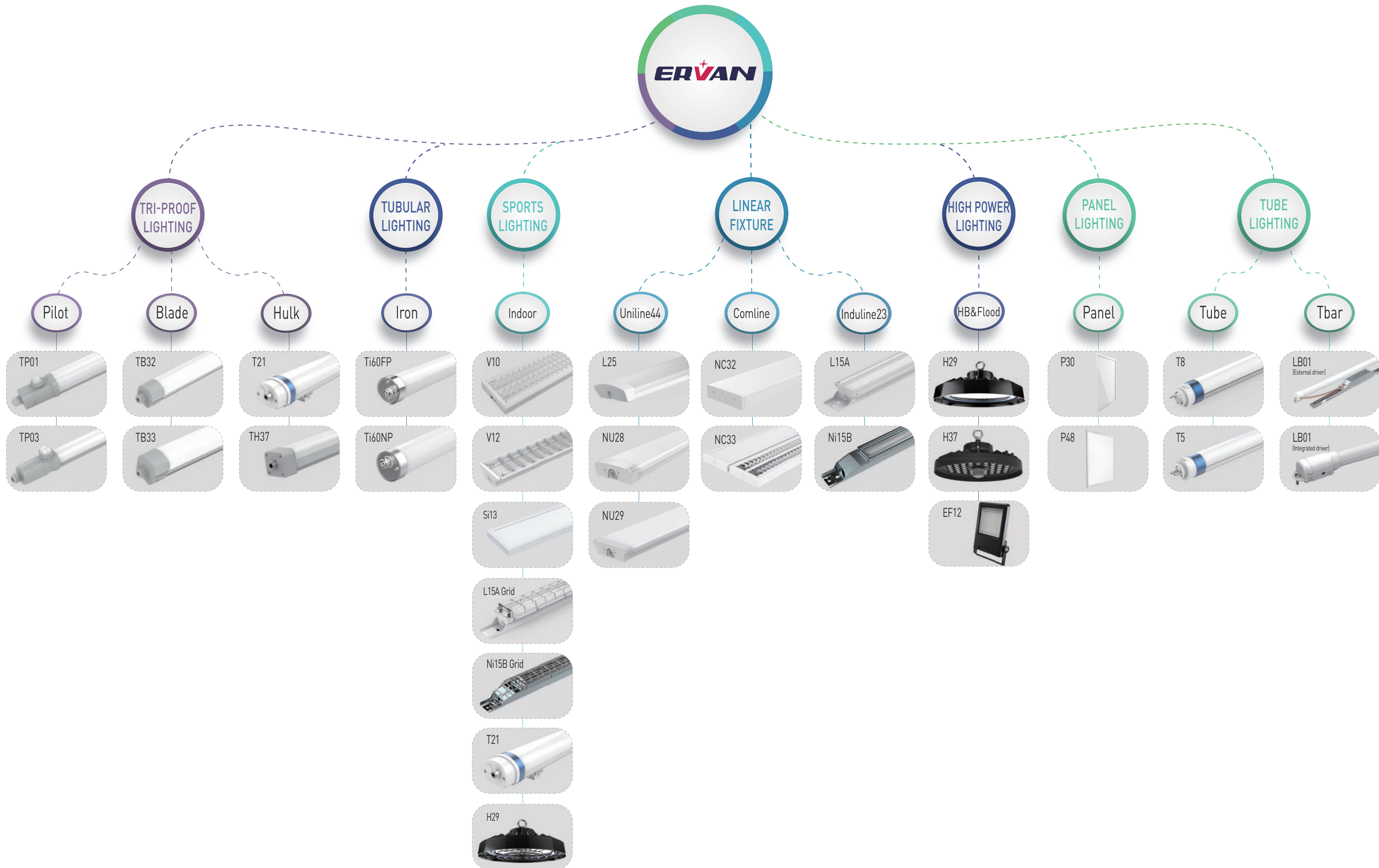
PANEL

- BACK LIT PANEL--P30-----67
- SIDE-LIT LED PANEL--P48-----69

TUBE

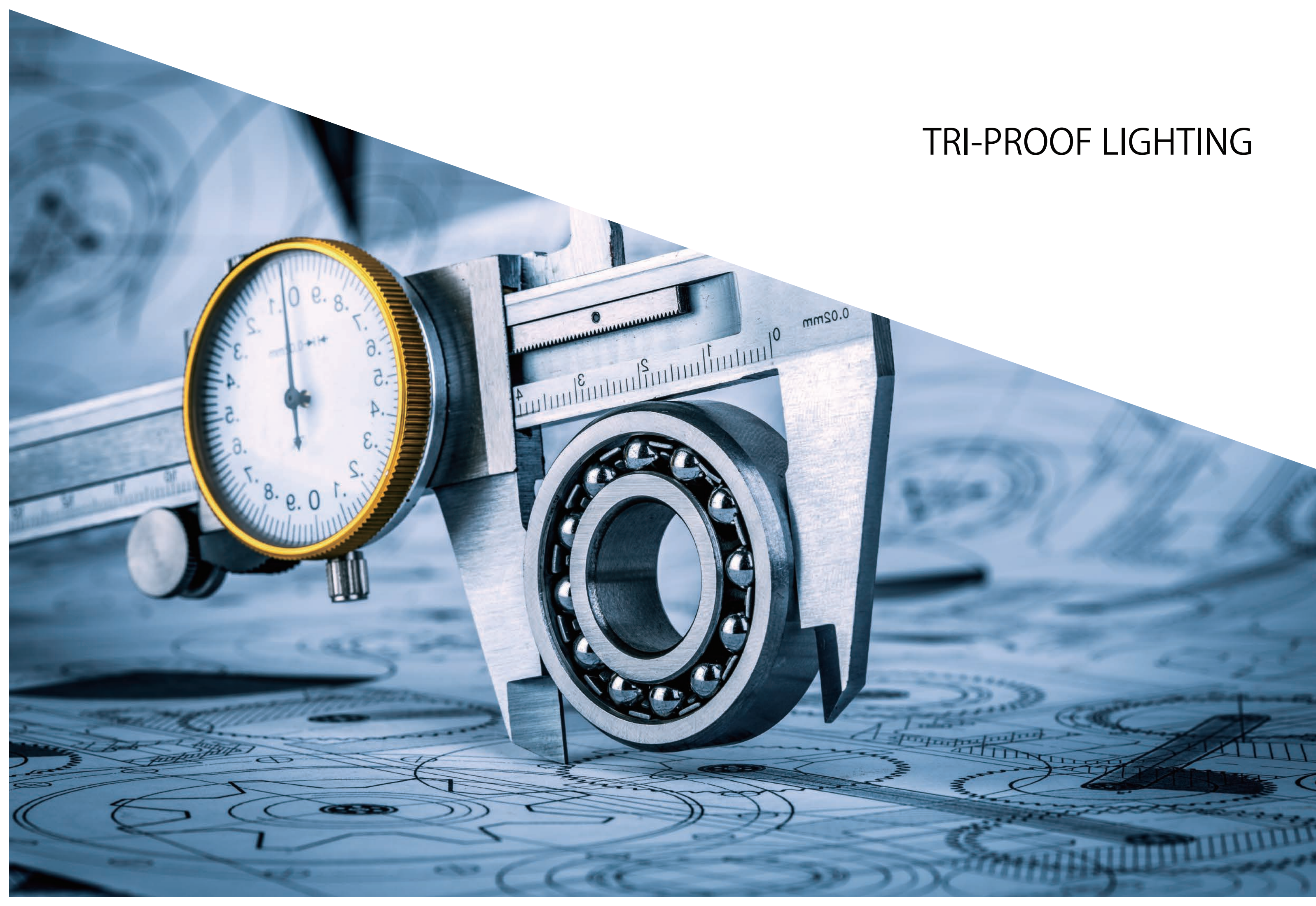
- T8 TUBE--L05G-H-----73
- T5 TUBE --L60G-----75
- Tbar external driver--LB01-----77
- Tbar integrated driver--LB01-----79








# TRI-PROOF LIGHTING





PIR Sensor

Microwave Sensor



Power adjustable

150° wide beam angle



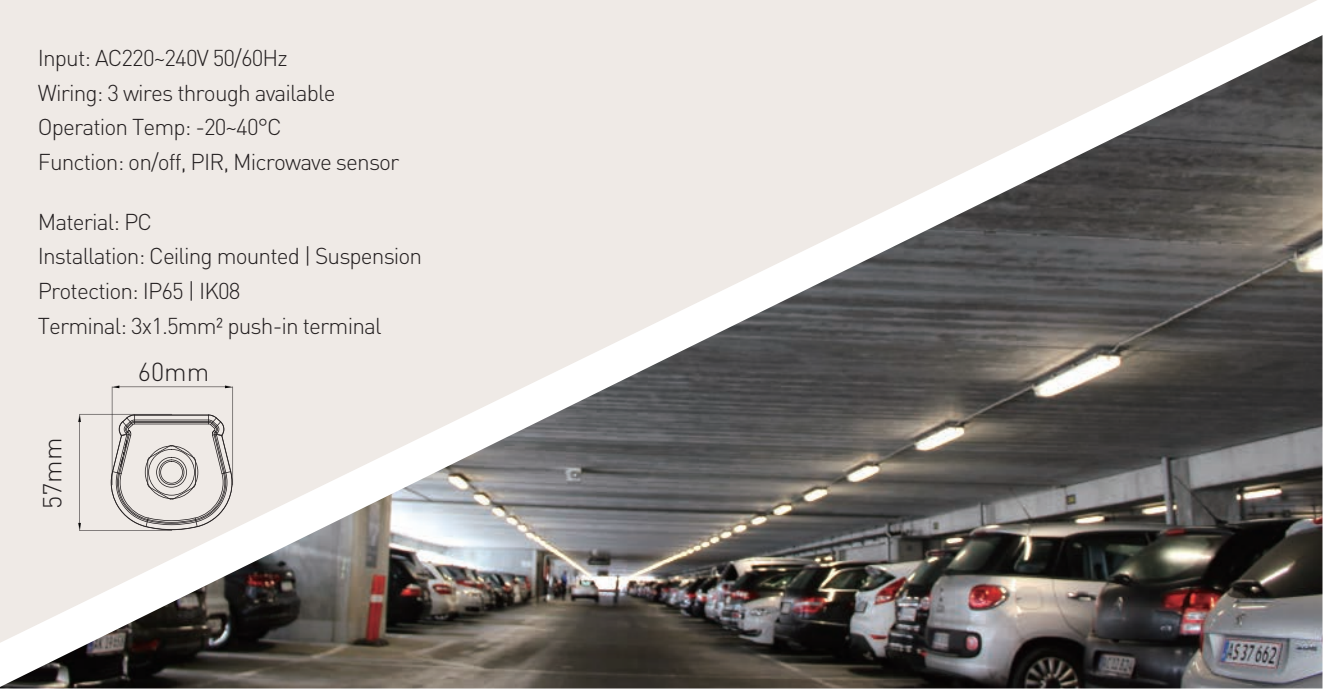
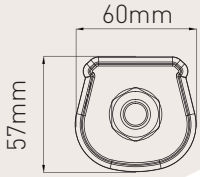
PILOT VERSION TRI-PROOF--TP01


TP01 has the most uniform illumination and wide lighting distribution thanks to the ultra slim design, it's recommended as an ideal solution to a lot of applications such as parking lots, factory, low-racked warehouses. Patent pull-out endcap design makes it extremely fast opening and saving you labor cost on installtion and maintenance.

Size	Wattage	Lumen	Efficiency	CRI	CCT	SDCM
1200mm	22/30W	3520/4800LM	160lm/w	80	4000K	3
1500mm	28/40W	4480/6400LM	160lm/w	80	4000K	3

Input: AC220~240V 50/60Hz  
Wiring: 3 wires through available  
Operation Temp: -20~40°C  
Function: on/off, PIR, Microwave sensor

Material: PC  
Installation: Ceiling mounted | Suspension  
Protection: IP65 | IK08  
Terminal: 3x1.5mm² push-in terminal





### PILOT VERSION TRI-PROOF--TP03

TP03 is smart tubular with 48mm diameter which is an optimal solution for areas with harsh environmental conditions and also normal environmental conditions. 3/5 wires through is the best choice to be on/off or DALI function, at the same time, toolless smart end cap makes the installation become pretty simple and efficient.


Size	Wattage	Lumen	Efficiency	CRI	CCT	SDCM
600mm	15/20W	2400/3200LM	160lm/w	80	4000K	3
1200mm	22/30W	3520/4800LM	160lm/w	80	4000K	3
1500mm	30/40W	4800/6400LM	160lm/w	80	4000K	3





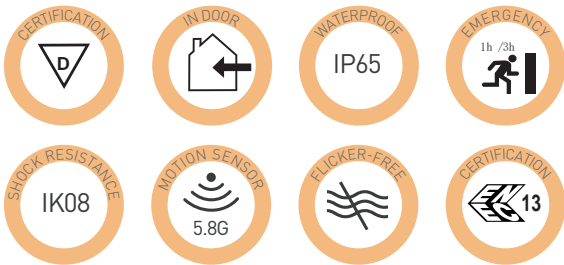


Toolless openable  
end cap



Modular design

Recycle material

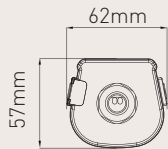


BLADE VERSION TRI-PROOF--TB32

Blade version tri-proof is a modular design, openable and sustainable luminaire, so that we could benefit by more possibilities, easier maintenance, and less CO2 emission. it's recommended as an ideal solution to a lot of applications such as parking lots, factory, warehouses Industrial areas..


Size	Wattage (power adjustable)	Lumen	Efficiency	CRI	CCT	SDCM
1200mm	19/24/30/35W	3040/3840/4800/5600LM	160lm/w	80	4000K	3
1500mm	26/33/38/45W	4160/5280/6080/7200LM	160lm/w	80	4000K	3

Input: AC220~240V 50/60Hz  
Wiring: 3/5 wires through available  
Operation Temp: -20~40°C  
Function: 1~10V DIM | Motion Sensor | Emergency | DALI  
Flicker: Flicker free  
  
Material: PC  
Installation: Ceiling mounted | Suspension | Wire cable  
Protection: IP65 | IK08  
Terminal: 3/5x1.5mm² | 3/5x2.5mm² push  
  
CCT: Color temperature adjustable available






Toolless openable  
end cap



Modular design



Recycle material

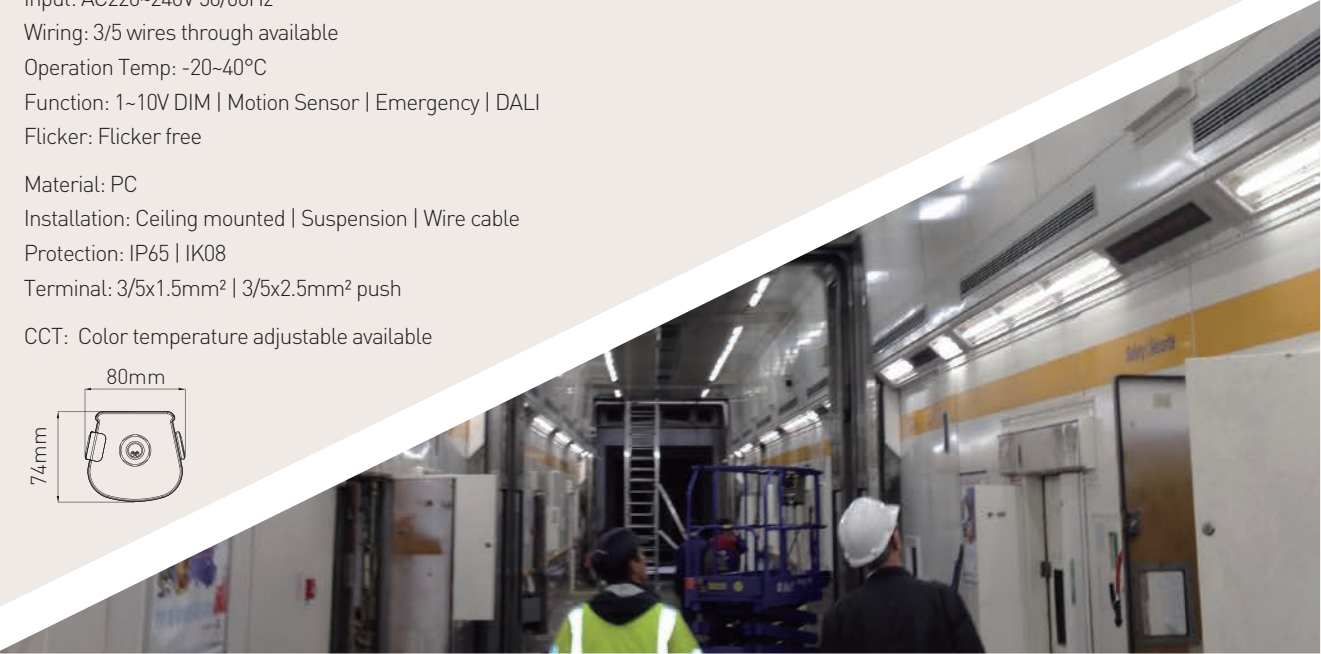
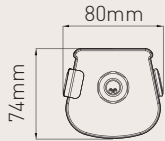


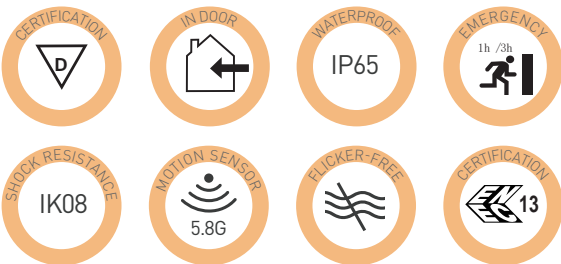
BLADE VERSION TRI-PROOF--TB33

Blade version tri-proof is a modular design, openable and sustainable luminaire, so that we could benefit by more possibilities, easier maintenance, and less CO2 emission. it's recommended as an ideal solution to a lot of applications such as parking lots, factory, warehouses Industrial areas..

Size	Wattage (power adjustable)	Lumen	Efficiency	CRI	CCT	SDCM
1200mm	25/32/38/45W	4000/5120/6080/7200LM	160lm/w	80	4000K	3
1500mm	35/44/53/63W	5600/7040/8480/10080LM	160lm/w	80	4000K	3

Input: AC220~240V 50/60Hz  
Wiring: 3/5 wires through available  
Operation Temp: -20~40°C  
Function: 1~10V DIM | Motion Sensor | Emergency | DALI  
Flicker: Flicker free  
  
Material: PC  
Installation: Ceiling mounted | Suspension | Wire cable  
Protection: IP65 | IK08  
Terminal: 3/5x1.5mm² | 3/5x2.5mm² push  
  
CCT: Color temperature adjustable available





## HULK VERSION TRI-PROOF-T21

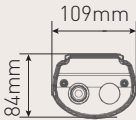
T21 is a robust and powerful luminaire designed for multiple application such as Warehouse, factory, logistics center, indoor sports hall, Swimming pool etc..

Size	Wattage	Lumen	Efficiency	CRI	CCT	SDCM
1200mm	40W	6400LM	160lm/w	80	4000K	3
1500mm	60W	9600LM	160lm/w	80	4000K	3
1500mm	80W	12800LM	160lm/w	80	4000K	3
1500mm	100W	16000LM	160lm/w	80	4000K	3
1500mm	120W	19200LM	160lm/w	80	4000K	3
1500mm	140W	22400LM	160lm/w	80	4000K	3


Simple connection  
push-on connector  
5\*1.5mm<sup>2</sup>; 5\*2.5mm<sup>2</sup>



Input: AC220~240V 50/60Hz  
Wiring: 5 wires through available  
Operation Temp: -20~40°C  
Function: 1~10V DIM | DALI | SENSOR | Emergency  
Flicker: Flicker free  
  
Material: PC+Aluminum  
Installation: Ceiling mounted | Suspension | Cable wire  
Protection: IP65 | IK08  
Terminal: 5x1.5mm<sup>2</sup>/5x2.5mm<sup>2</sup> push








Simple connection

push-on connector  
3/5x1.5mm<sup>2</sup> | 3/5x2.5mm<sup>2</sup> push

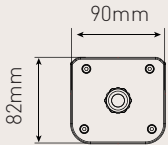


HULK VERSION TRI-PROOF-TH37

Hulk version tri-proof lighting TH37 is a very strong product with Aluminium end cap so that suitable for anti-corrosive application and also with strong impact-proof IK10. Integrated whole PC cover makes better water-proof function IP66. Integrated emergency function available for 3hrs back up illumination, modular design according to newest ecodesign regulation for easy maintenance and recycle economy. Application for heavy industry, warehouse, tunnels, factory and so on.


Size	Wattage (power adjustable)	Lumen	Efficiency	CRI	CCT	SDCM
1200mm	28/34/40/45W	4480/5440/6400/7200LM	160lm/w	80	4000K	3
1500mm	37/45/53/63W	5920/7200/8480/10080LM	160lm/w	80	4000K	3

Input: AC220~240V 50/60Hz  
Wiring: 3/5 wires through available  
Operation Temp: -20~40°C  
Function: 1~10V DIM | Motion Sensor | Emergency | DALI  
Flicker: Flicker free  
  
Material: PC  
Installation: Ceiling mounted | Suspension  
Protection: IP66 | IK10  
Terminal: 3/5x1.5mm<sup>2</sup> | 3/5x2.5mm<sup>2</sup> push  
  
CCT: Color temperature adjustable available





TUBULAR TRI-PROOF



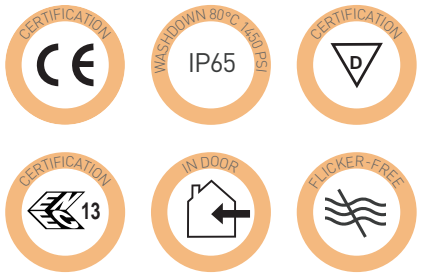


Toolless openable  
end cap



Modular design

PC material



IRON TUBULAR --Ti60F


With classic tubular design, tubular lighting Ti60F is with high protection level of IP65 and IK10 outstanding reliability which could meet most of the industrial and commercial application. Easy installation always comes to the priority for saving labor cost, modular design and easy maintenance offers sustainable solution. In a word, Ti60F providing durable and cost-effective tubular solutions.

Size	Wattage	Lumen	Efficiency	CRI	CCT	SDCM
600mm	20W	3200LM	160lm/w	80	4000K	3
1200mm	36W	5760LM	160lm/w	80	4000K	3
1500mm	48W	7680LM	160lm/w	80	4000K	3

Input: AC220~240V 50/60Hz  
Wiring: 3/5 wires through optional  
Operation Temp: -20~40°C  
Function: 1~10V DIM | Dimmable | Motion Sensor  
Flicker: Flicker free  
  
Material: PC  
Installation: Ceiling mounted | Suspension | Wall Mounted  
Protection: IP65 | IK10  
Terminal: 3/5x1.5mm<sup>2</sup> | M20 Connector







IRON TUBULAR --Ti60N

As a professional Tubular lighting with classic all-rounder design, Ti60N Poffers best lighting solution for various applications, from Train stations to airport, from food and beverage industry to farm application, from cold storage to harsh environment..high protection level IP69K&IK10 but stable performance from rich experience of material PC, PMMA.

Size	Wattage	Lumen	Efficiency	CRI	CCT	SDCM
600mm	20W	3200LM	160lm/w	80	4000K	3
1200mm	36W	5760LM	160lm/w	80	4000K	3
1500mm	48W	7680LM	160lm/w	80	4000K	3

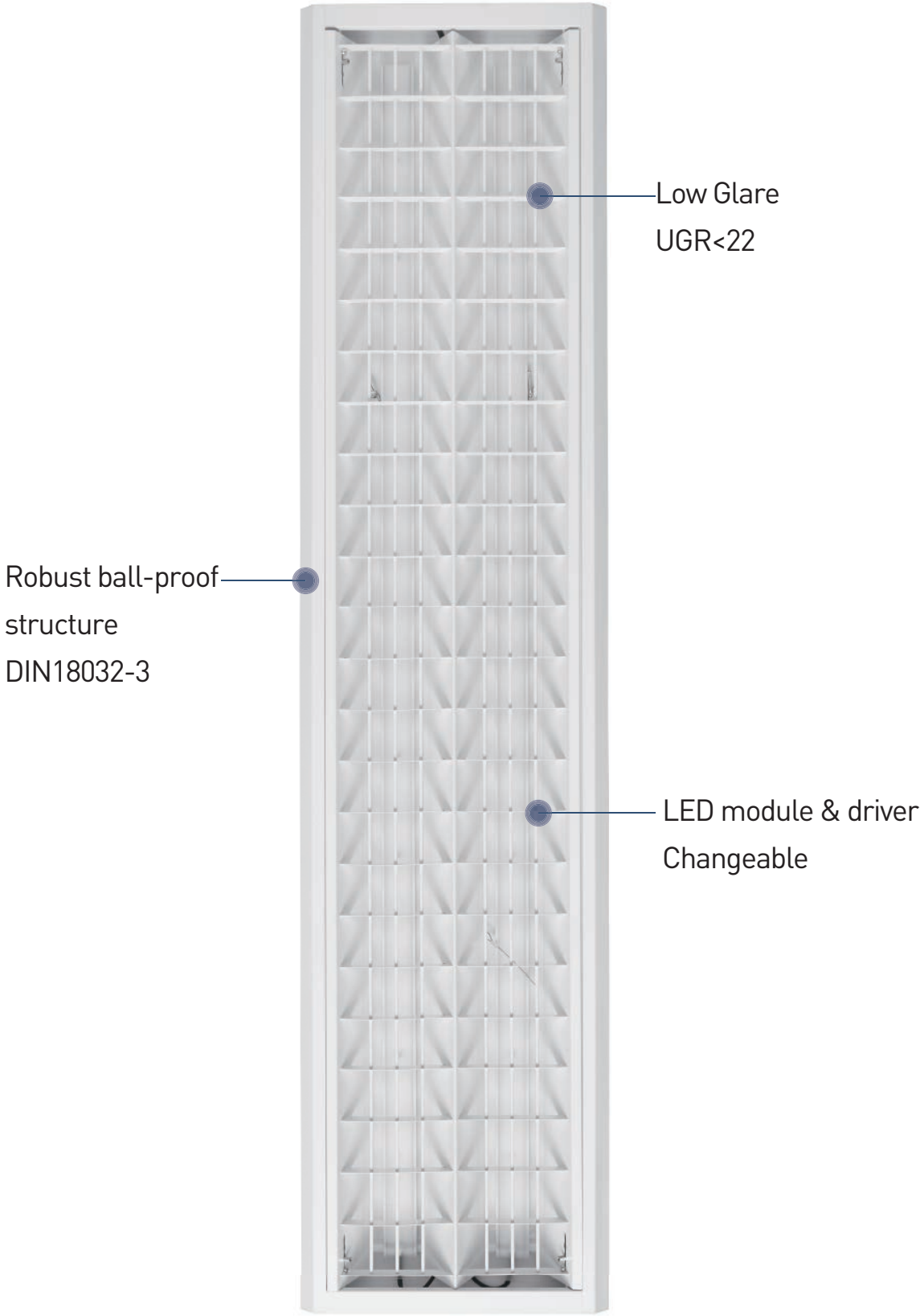
Input: AC220~240V 50/60Hz  
Wiring: 3 wires through optional  
Operation Temp: -20~40°C  
Function: 1~10V DIM | Dimmable | Motion Sensor  
Flicker: Flicker free  
  
Material:PC / PMMA  
Installation: Ceiling mounted | Suspension | Wall Mounted  
Protection: IP69K | IK10/IK09/IK06  
Terminal: 3/5x1.5mm² | M20 Connector



# INDOOR SPORTS HALL







INDOOR SPORTS LUMINAIRE--V10

V10 Indoor sports hall luminaire is designed according to the traditional tube fixture which is used widely, meanwhile meet the needs of all the professional requirement of the sports field such as low glare, comfortable light distribution, compatible with smart system, and most important is approved by ball impact testing.

Size	Wattage	Lumen	Efficiency	CRI	CCT	SDCM	UGR
1530mm	100W	12500LM	125lm/w	80	4000K	3	<19
1530mm	150W	18750LM	125lm/w	80	4000K	3	<20
1530mm	200W	25000LM	125lm/w	80	4000K	3	<22


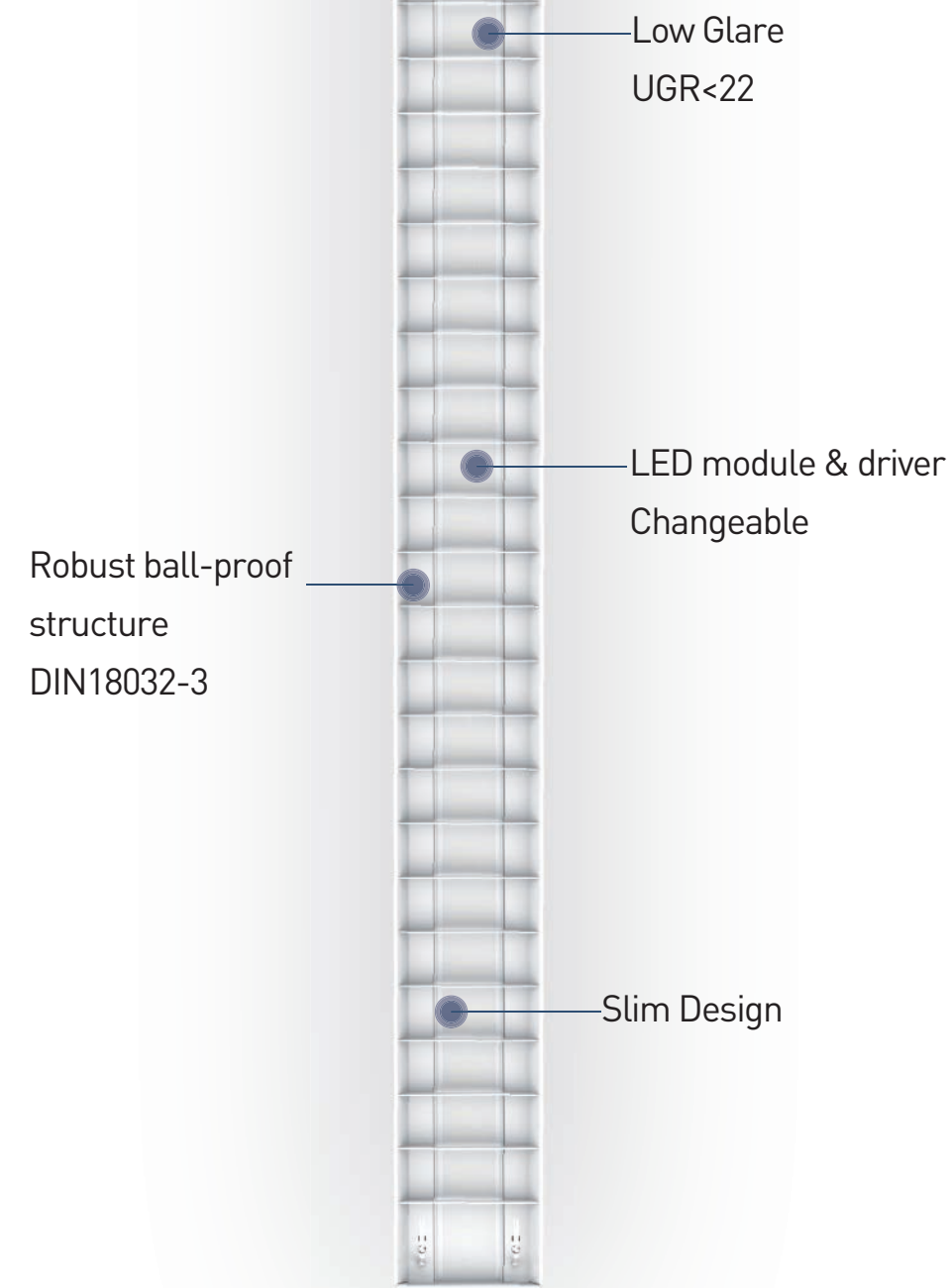
Input: AC220~240V/DC230V 50/60Hz  
Wiring: 3/5 wires through Optional  
Operation Temp: -20~40°C  
Function: DALI push DIM | 1-10V Dimmable | Motion Sensor | Emergency  
Flicker: Flicker free  
Design: LED module & driver Changeable

Material: Sheet metal+PMMA | White coating  
Installation: Ceiling mounted | Suspension  
Protection: Ball impact resistance  
Terminal: 5x1.5mm<sup>2</sup> | 5x2.5mm<sup>2</sup> push  
              3x1.5mm<sup>2</sup> | 3x2.5mm<sup>2</sup> push









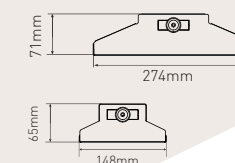
## INDOOR SPORTS LUMINAIRE--V12

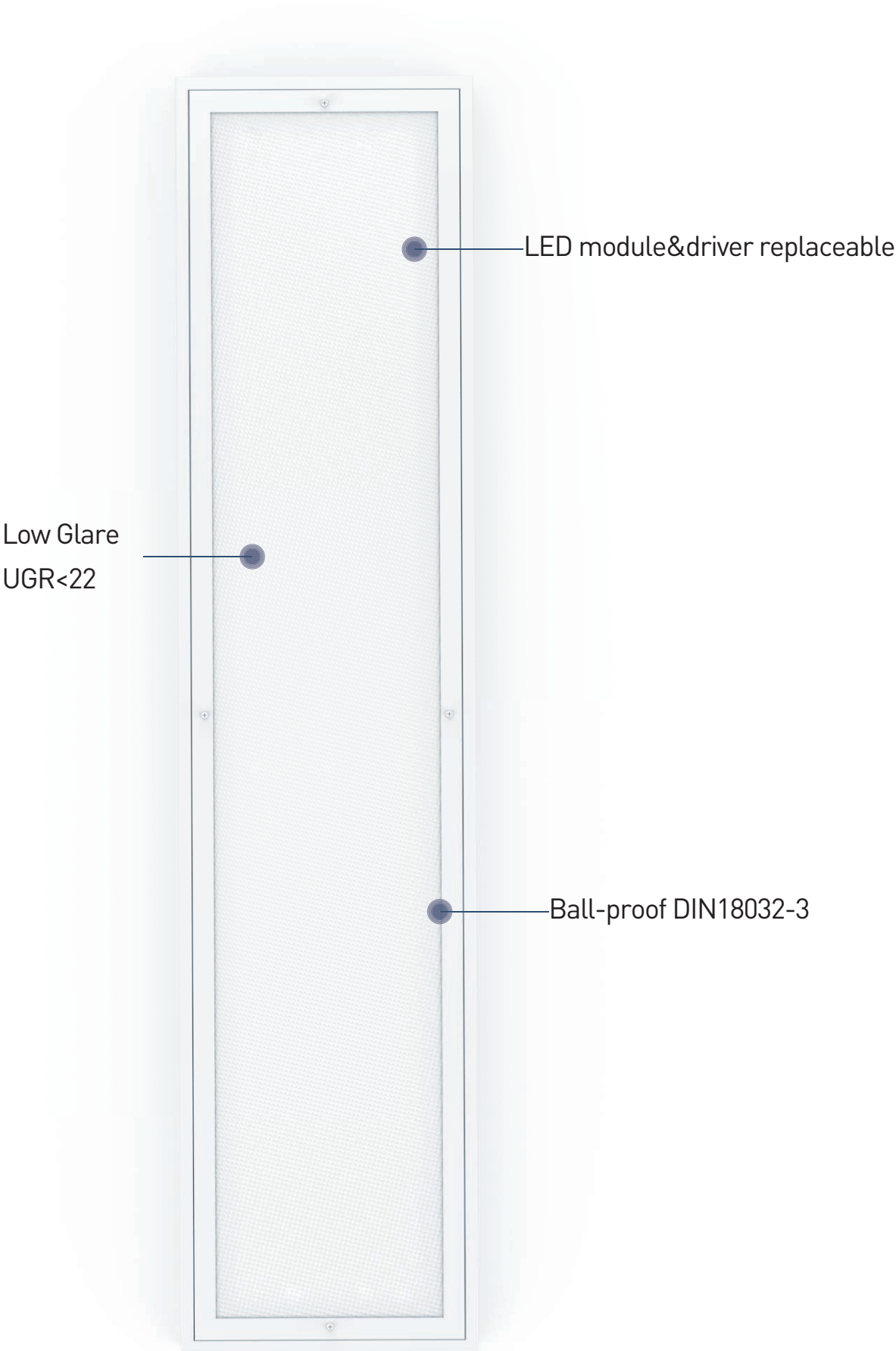
V12 indoor sports hall luminaire is totally modern design with perfect slim structure, which is more competitive on weight, installation and power consumption and with same low glare optic and ball proof certification which is welcomed for all the new indoor sports hall building.

Size	Wattage	Lumen	Efficiency	CRI	CCT	SDCM	UGR
1530x148x65mm	60W	9000LM	150lm/w	80	4000K	3	<20.8
1530x148x65mm	80W	12000LM	150lm/w	80	4000K	3	<21.8
1530x274x71mm	100W	15000LM	150lm/w	80	4000K	3	<20.3
1530x274x71mm	150W	22500LM	150lm/w	80	4000K	3	<21.7

Input: AC220~240V/DC230V 50/60Hz  
Wiring: 3/5 wires through Optional  
Operation Temp: -20~40°C  
Function: DALI push DIM | 1-10V Dimmable | Motion Sensor | Emergency  
Flicker: Flicker free  
Design: LED module & driver Changeable

Material: Sheet metal+PMMA | White coating  
Installation: Ceiling mounted | Suspension  
Protection: Ball impact resistance  
Terminal: 5x1.5mm<sup>2</sup> | 5x2.5mm<sup>2</sup> push  
3x1.5mm<sup>2</sup> | 3x2.5mm<sup>2</sup> push

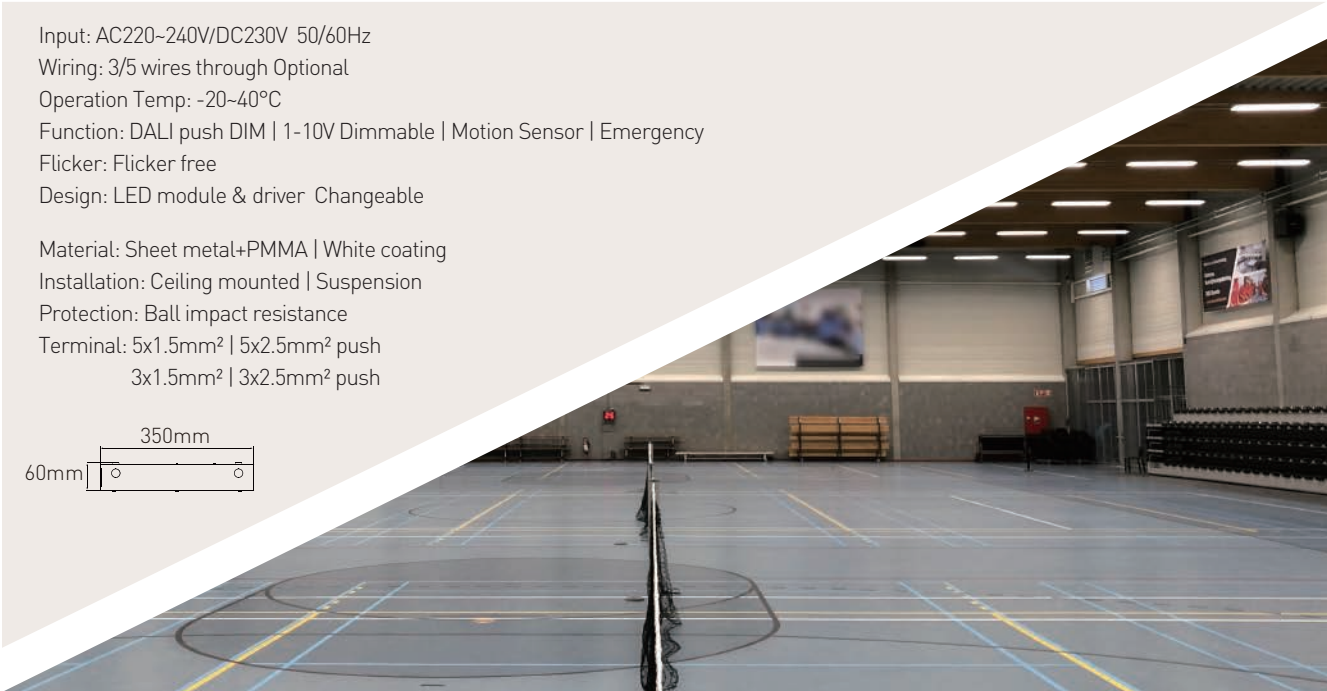



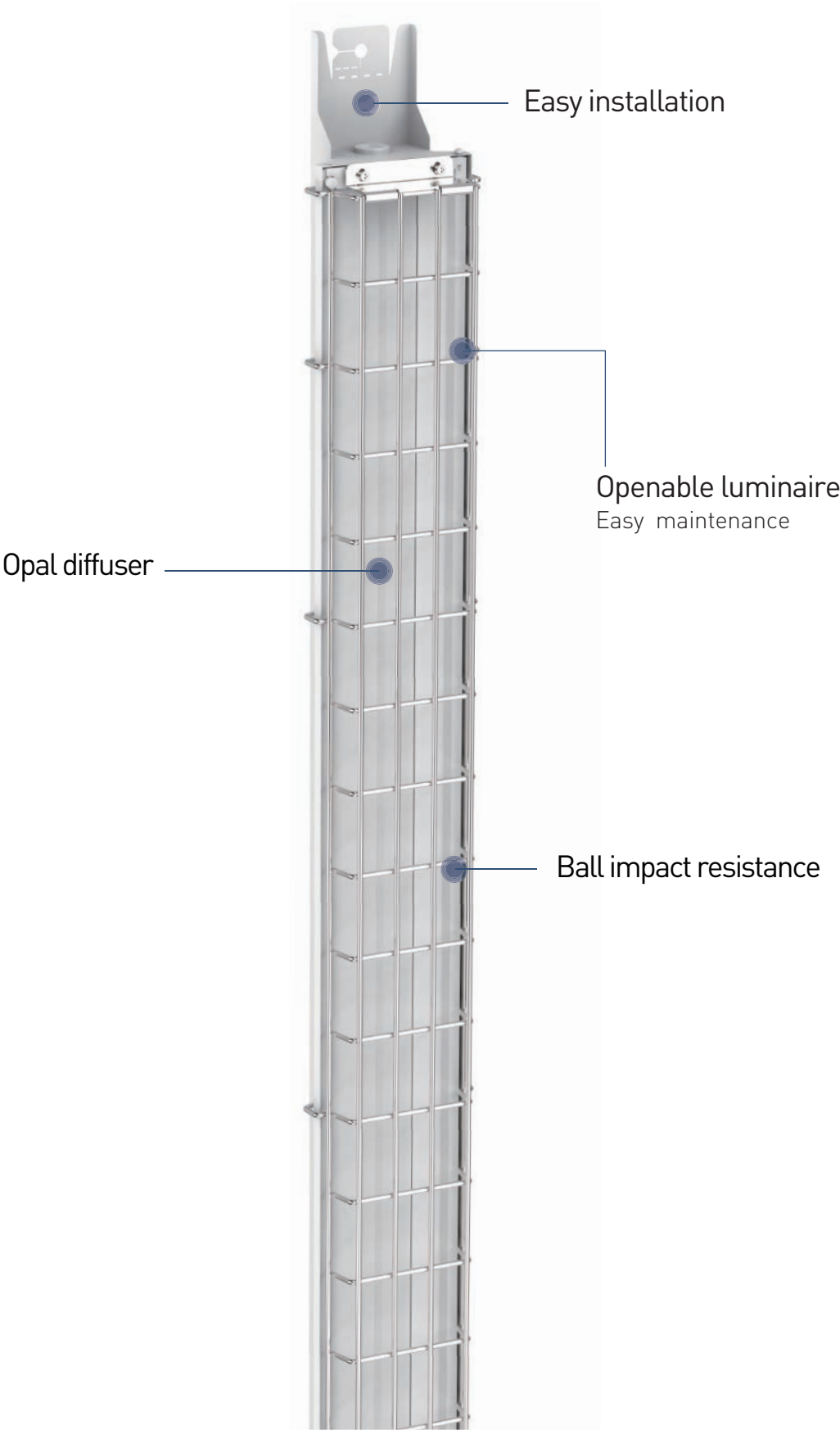


INDOOR SPORTS LUMINAIRE--Si13

Si13 sports lighting is a very good sports luminaire with smooth surface and low glare less than 22, which is an ideal solution for sports halls application. The flexible installation way like surface mounting, suspension and angle adjustable installation makes the product could match most of the requirement. The strong metal body and optic cover could pass the ball-proof test and make the safety first.

Size	Wattage	Lumen	Efficiency	CRI	CCT	SDCM	UGR
1500x350x60mm	60W	8400LM	140lm/w	80	4000K	3	<22
1500x350x60mm	80W	11200LM	140lm/w	80	4000K	3	<22
1500x350x60mm	100W	14000LM	140lm/w	80	4000K	3	<22
1500x350x60mm	150W	21000LM	140lm/w	80	4000K	3	<22





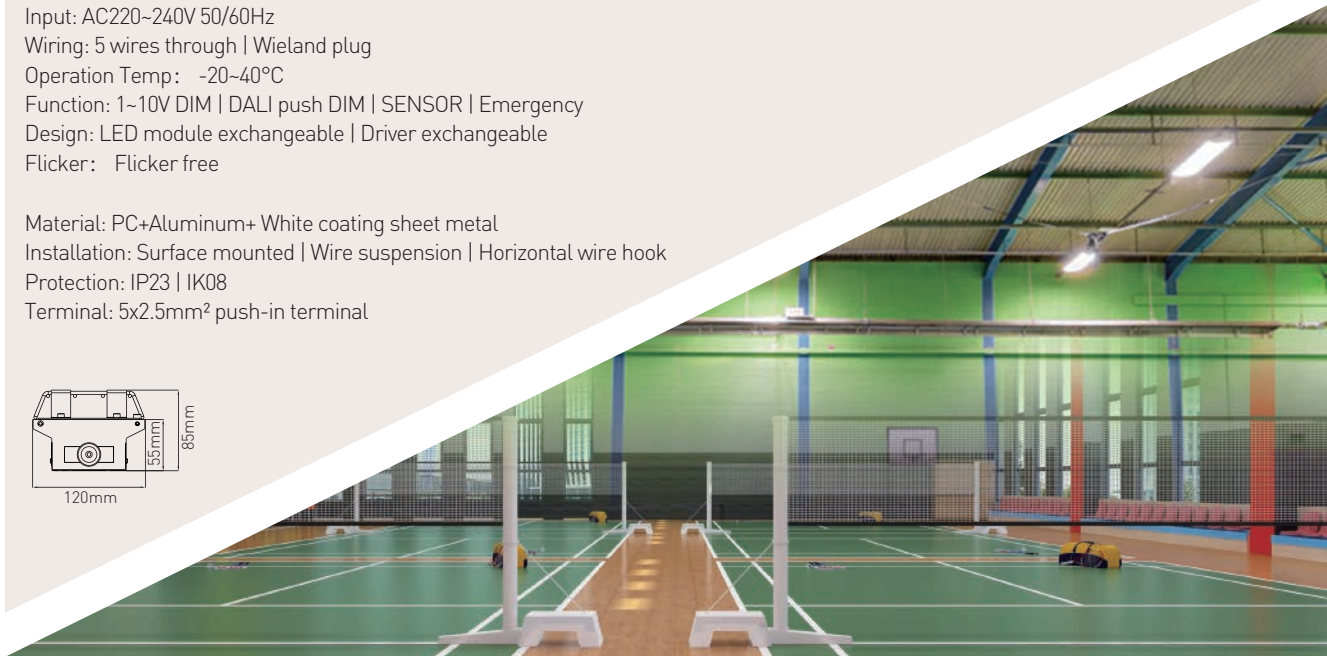
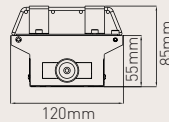
INDOOR SPORTS HALL LUMINAIRE--L15A

Induline23 L15A with grid is an ideal solution for Indoor sports. The steel grid bar is ball-proof strong design, multiple beam angle options offers more possibilities for different requirement.


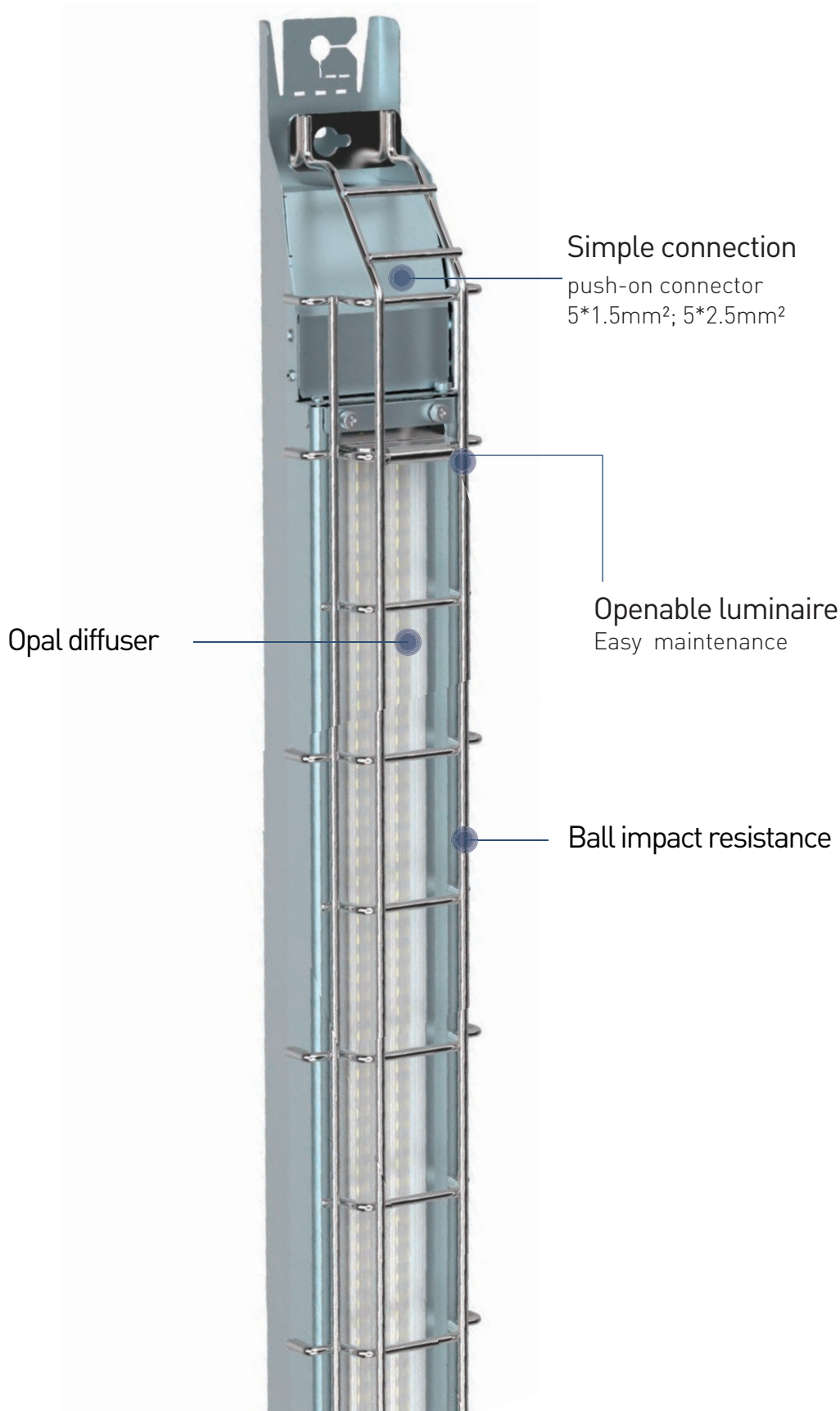
Size	Wattage	Lumen	Efficiency	CRI	CCT	SDCM
1250mm	60W	8700LM	145lm/w	80	4000K	3
1250mm	80W	11600LM	145lm/w	80	4000K	3
1550mm	80W	11600LM	145lm/w	80	4000K	3
1550mm	100W	14500LM	145lm/w	80	4000K	3

Input: AC220~240V 50/60Hz  
Wiring: 5 wires through | Wieland plug  
Operation Temp: -20~40°C  
Function: 1~10V DIM | DALI push DIM | SENSOR | Emergency  
Design: LED module exchangeable | Driver exchangeable  
Flicker: Flicker free

Material: PC+Aluminum+ White coating sheet metal  
Installation: Surface mounted | Wire suspension | Horizontal wire hook  
Protection: IP23 | IK08  
Terminal: 5x2.5mm² push-in terminal







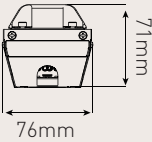
## INDOOR SPORTS HALL LUMINAIRE-Ni15B


Induline23 Ni15B with grid is an ideal solution for Indoor sports. The steel grid bar is ball-proof strong design, multiple beam angle options offers more possibilities for different requirement.

Size	Wattage	Lumen	Efficiency	CRI	CCT	SDCM
1250mm	40W	5800LM	145lm/w	80	4000K	3
1250mm	60W	8700LM	145lm/w	80	4000K	3
1550mm	60W	8700LM	145lm/w	80	4000K	3
1550mm	80W	11600LM	145lm/w	80	4000K	3

Input: AC220~240V 50/60Hz  
Wiring: 5 wires through available  
Operation Temp: -20~40°C  
Function: 1~10V DIM | DALI  
Flicker: Flicker free

Material: Galvanized steel sheet+PC+Aluminium  
Installation: Ceiling mounted | Suspension | Cable wire  
Protection: IP23 | Ball impact resistance  
Terminal: 5x1.5mm<sup>2</sup>/5x2.5mm<sup>2</sup> push





INDOOR SPORTS LUMINAIRE-T21

T21 is a robust and powerful luminaire designed for multiple application such as Warehouse, factory, logistics center, indoor sports hall, Swimming pool etc..

Size	Wattage	Lumen	Efficiency	CRI	CCT	SDCM
1200mm	40W	6400LM	160lm/w	80	4000K	3
1500mm	60W	9600LM	160lm/w	80	4000K	3
1500mm	80W	12800LM	160lm/w	80	4000K	3
1500mm	100W	16000LM	160lm/w	80	4000K	3
1500mm	120W	19200LM	160lm/w	80	4000K	3
1500mm	140W	22400LM	160lm/w	80	4000K	3

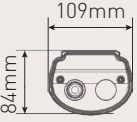
Simple connection

push-on connector  
5\*1.5mm²; 5\*2.5mm²




Ball impact resistance  
DIN18032

Input: AC220~240V 50/60Hz  
Wiring: 5 wires through available  
Operation Temp: -20~40°C  
Function: 1~10V DIM | DALI | SENSOR | Emergency  
Flicker: Flicker free  
  
Material: PC+Aluminum  
Installation: Ceiling mounted | Suspension | Cable wire  
Protection: IP65 | Ball impact resistance DIN18032  
Terminal: 5x1.5mm²/5x2.5mm² push







GLOBAL PATENT (No. 004670651-0001)

Honeycomb Design  
UGR<22  
Ball impact resistance DIN18032

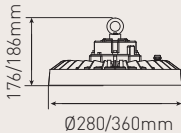


INDOOR SPORTS HIGH BAY-H29

With global patent honeycomb design, ERVAN UFO can offer real low glare lighting output even at big power 200w according to precise optic control technology, best options for indoorsports hall application.

Size	Wattage	Lumen	Efficiency	Beam Angle	CRI	CCT	SDCM	UGR
Ø280mm	100W	14000LM	140lm/w	75°	80	4000K	3	22
Ø280mm	150W	21000LM	140lm/w	75°	80	4000K	3	22
Ø360mm	200W	28000LM	140lm/w	75°	80	4000K	3	22

Input: AC100~240V 50/60Hz  
Operation Temp: -30~50°C  
Function: 1~10V DIM | DALI | SENSOR | Emergency  
Flicker: Flicker free  
  
Material: Aluminum  
Installation: Ceiling mounted | Suspension  
Protection: IP65 | IK08 | Ball impact resistance DIN18032

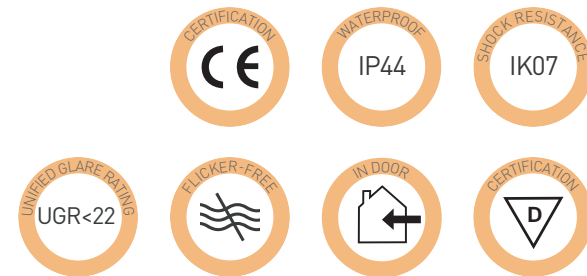





LINEAR FIXTURE







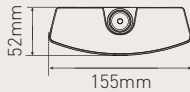
UNILINE44--L25

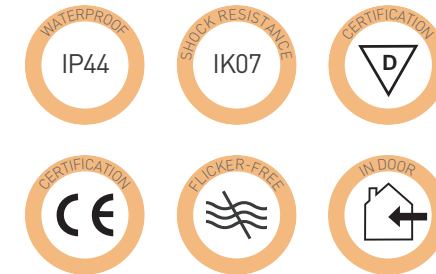
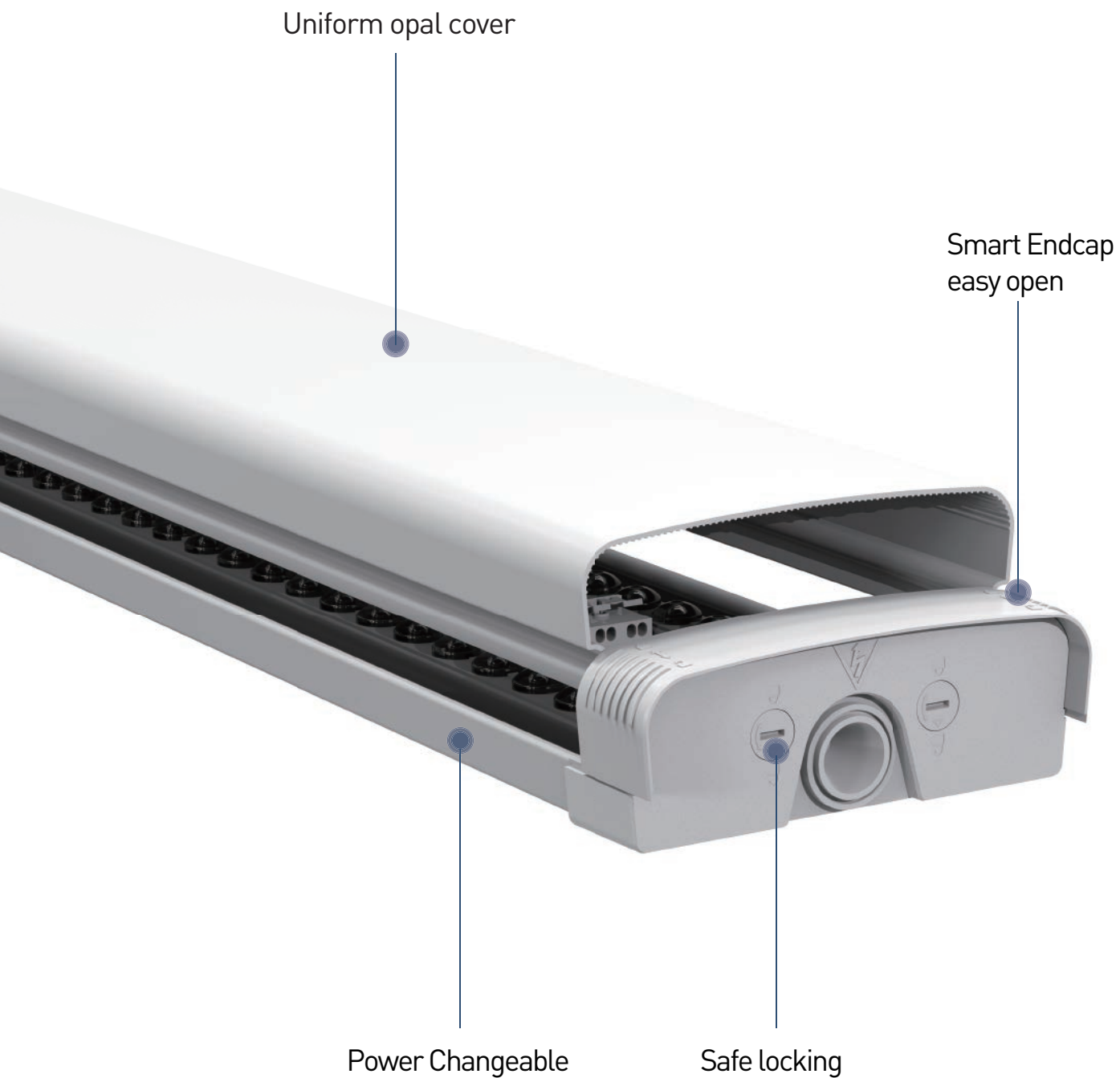
ERVAN linear luminaire L25 is a flexible and slim luminaire with IP44 for multiple indoor application such as parking garages, schools, offices, culverts, laundry rooms, kitchens and industrial buildings. . It is suitable for surface mounted or wall mounted, rails bracket mounting, horizontal wires and wire suspension..

Size	Wattage (Power adjustable)	Lumen (Transparent prismatic cover)	Efficiency (Transparent prismatic cover)	Lumen (Frost film)	Efficiency (Frost film)	CRI	CCT	SDCM
595mm	11/13/16/20W	1650~3000LM	150lm/w	1430~2600LM	130lm/w	80	4000K	3
1195mm	23/29/35/40W	3600~6400LM	160lm/w	3220~5600LM	140lm/w	80	4000K	3
1495mm	26/33/40/47W	4200~7500LM	160lm/w	3640~6580LM	140lm/w	80	4000K	3

Input: AC220~240V 50/60Hz  
Wiring: 5 wires through  
Operation Temp: -20~40℃  
Function: DALI PUSH Dim | 1-10V Dim | SENSOR | Emergency  
Flicker: Flicker free

Material: White coating metal+PMMA prismatic diffuser  
Installation: Surface mounted; Cable wire; Wire suspension; Wall mounted  
Protection: IP44/IK07  
Terminal: 5x2.5mm² push-in terminal  
Connection: One cable entry at the endcap and two top entries at the back of the luminaire





## UNILINE44--NU28

Uniform line NU28 is a flexible and slim luminaire with IP44 for multiple indoor application such as parking garages, schools, offices, culverts, laundry rooms, kitchens and industrial buildings. . Very uniform opal cover makes perfect optic performance. It is suitable for surface mounted or wall mounted, rails bracket mounting, horizontal wires and wire suspension..

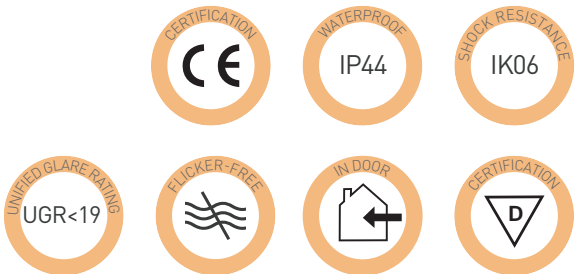
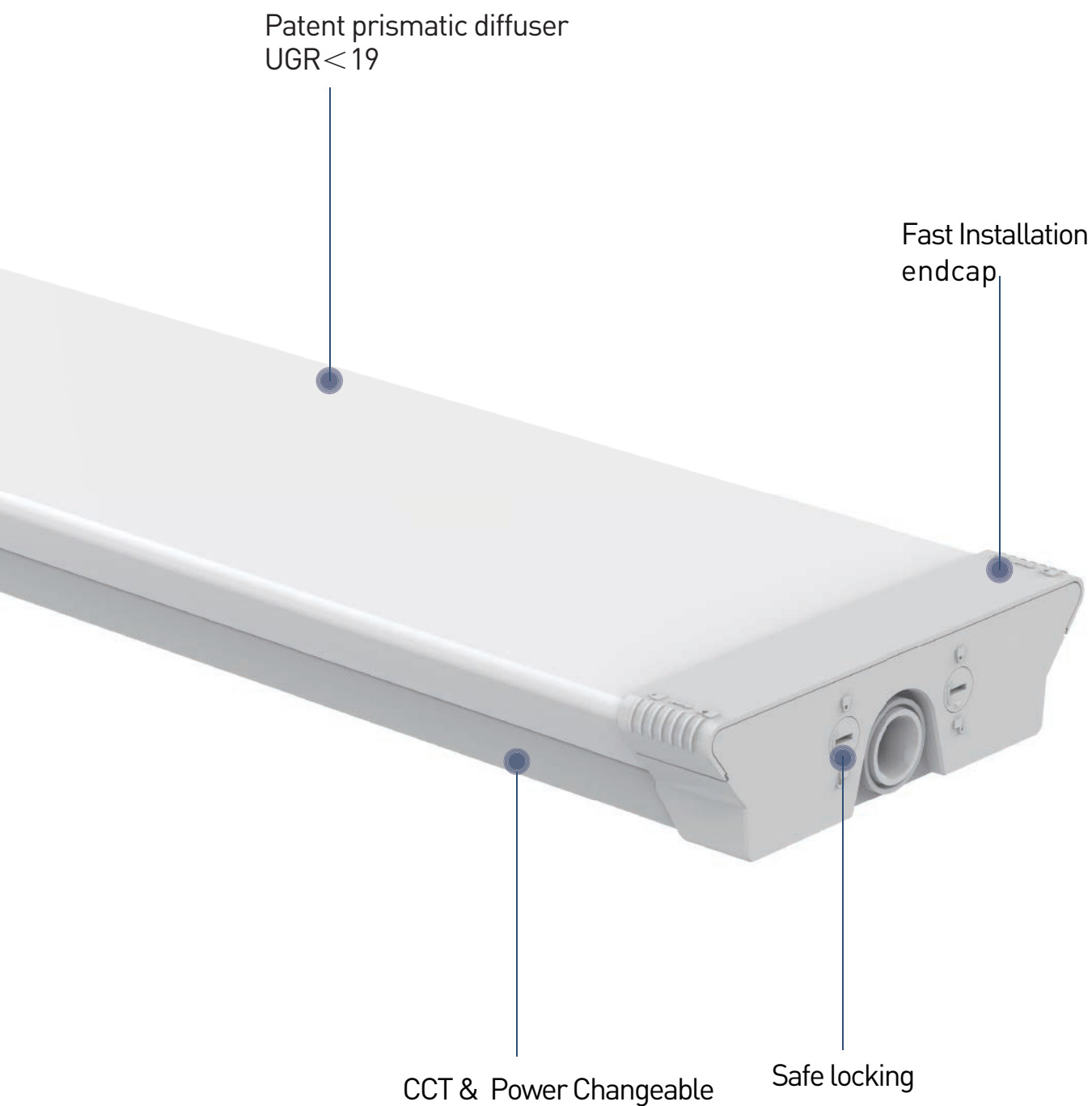
Size	Wattage (power adjustable)	Lumen	Efficiency	CRI	CCT	SDCM
1200mm	22/28/34/39W	2860/3640/4420/5070LM	130lm/w	80	4000K	3
1500mm	29/37/44/52W	3770/4810/5720/6760LM	130lm/w	80	4000K	3

Input: AC220~240V 50/60Hz  
Wiring: 3/5 wires through  
Operation Temp: -20~40 °C  
Function: DALI PUSH Dim | 1-10V Dim | SENSOR  
Flicker: Flicker free

Material: White coating sheet metal+PC diffuser  
Installation: Surface mounted; Cable wire; Wire suspension; Wall mounted  
Protection: IP44/IK07  
Terminal: 3/5x2.5mm² push-in terminal  
Connection: One cable entry at the endcap and two top entries at the back of the luminaire







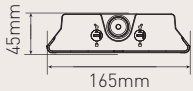
UNILINE44--NU29

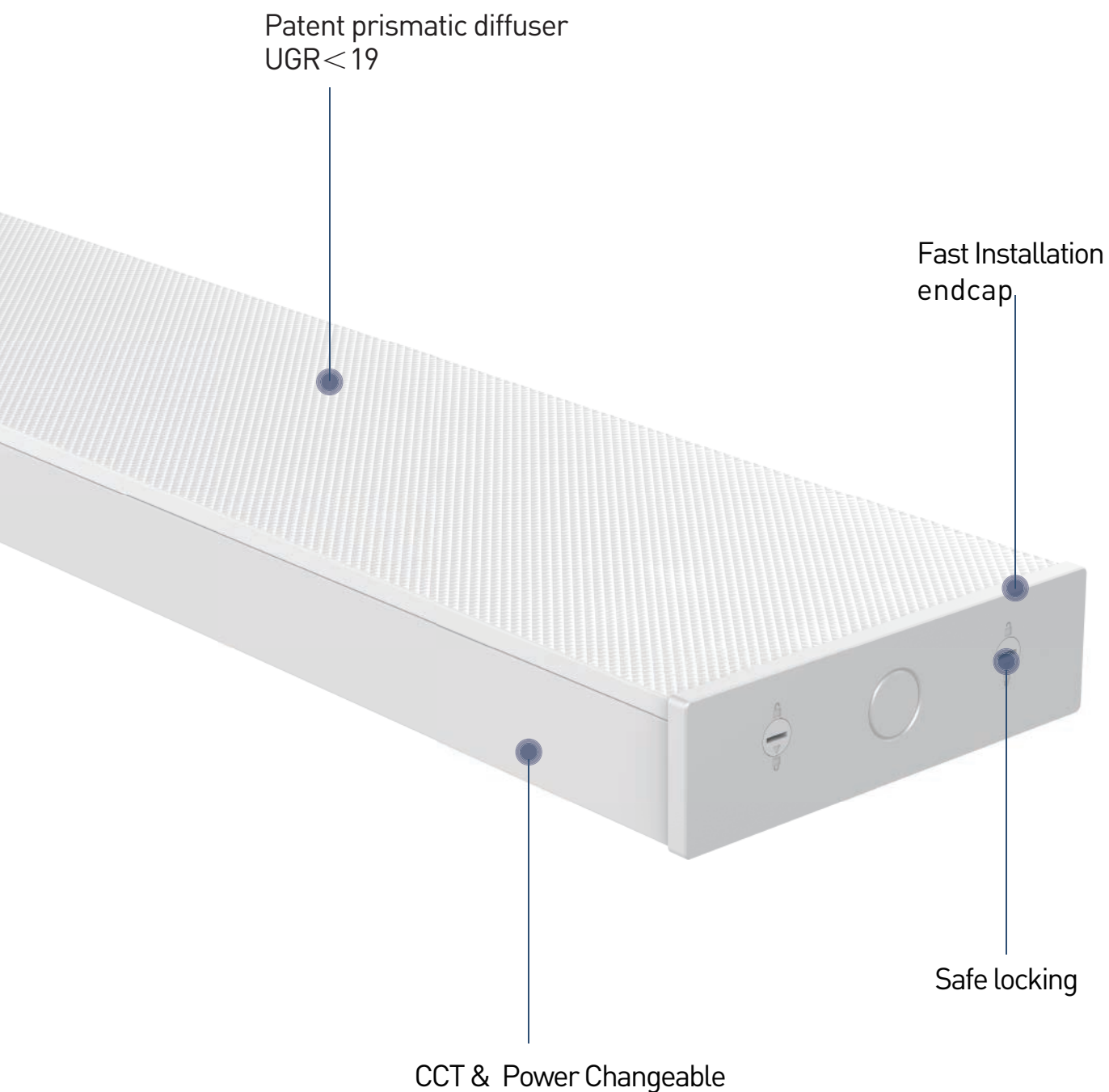
Uniform line NU29 is a product offers UGR19 comfortable optics, it's the best choice for eyes-friendly environment such as School, office, classrooms, corridors and so on, IP44 damp-proof is good for wet applications and smart design easy opening endcap saves installation cost for installers.

Size	Wattage (power adjustable)	Lumen	Efficiency	CRI	CCT	SDCM	UGR
1200mm	18/22/27/31W	2160/2640/3240/3720LM	120lm/w	80	4000K	3	19
1500mm	23/29/34/40W	2760/3480/4080/4800LM	120lm/w	80	4000K	3	19

Input: AC220~240V 50/60Hz  
Wiring: 3/5 wires through  
Operation Temp: -20~40℃  
Function: DALI PUSH Dim | 1-10V Dim | SENSOR | Emergency  
Flicker: Flicker free

Material: White coating sheet metal+Extrusion transparent PMMA cover  
Installation: Surface mounted; Cable wire; Wire suspension; Wall mounted  
Protection: IP44/IK06  
Terminal: 3/5x2.5mm² push-in terminal  
Connection: One cable entry at the endcap and two top entries at the back of the luminaire





COMLINE--NC32

Comline NC32 is a product offers UGR19 comfortable optics, it's the best choice for eyes-friendly environment such as School, office, classrooms, corridors and so on, smart design easy opening endcap saves installation cost for installers.

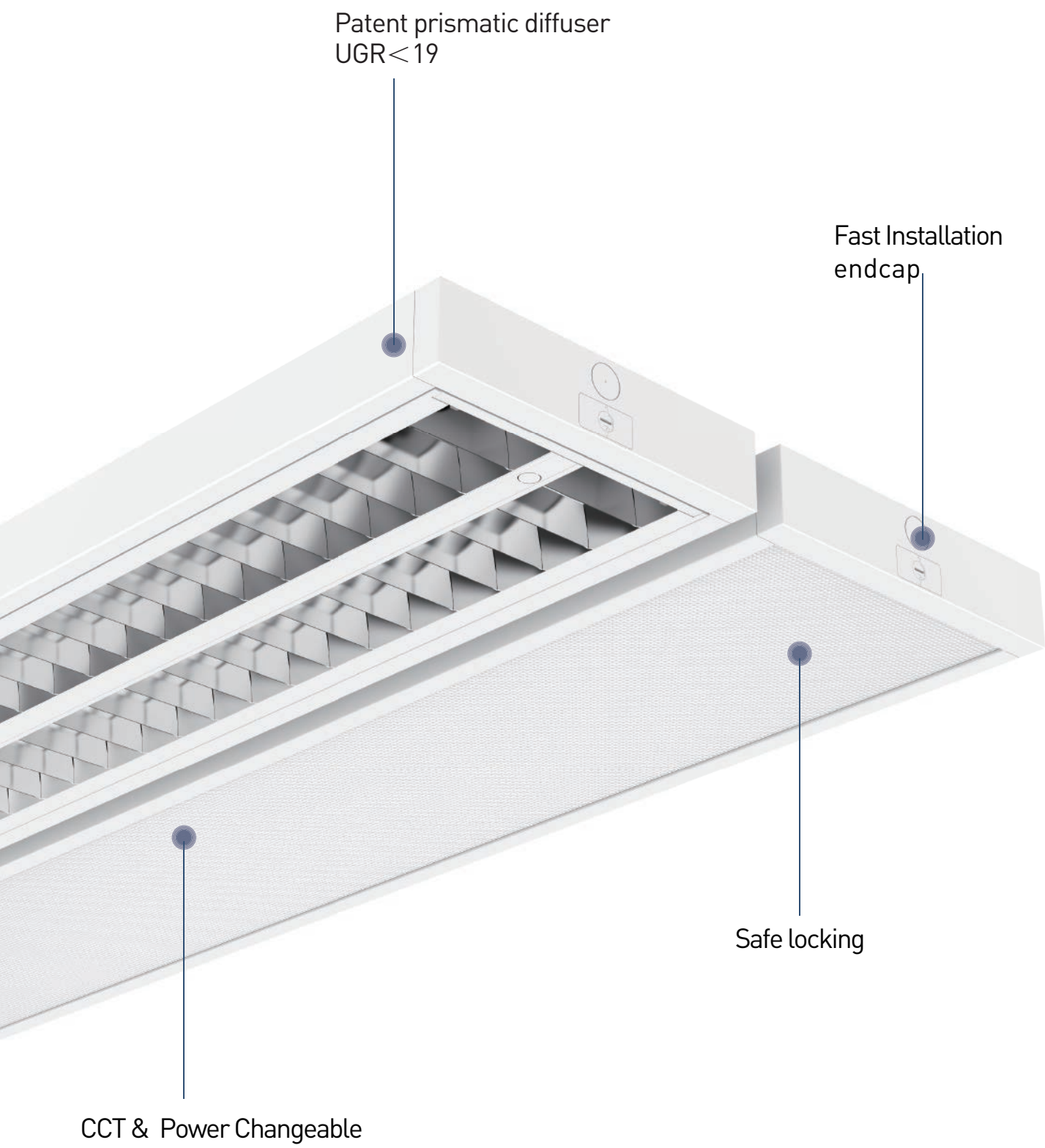
Size	Wattage (power adjustable)	Lumen	Efficiency	CRI	CCT	SDCM	UGR
1200mm	18/22/27/31W	2340/2860/3510/4030LM	130lm/w	80	4000K	3	19
1500mm	23/29/34/40W	2990/3770/4420/5200LM	130lm/w	80	4000K	3	19

Input: AC220~240V 50/60Hz  
Wiring: 3/5 wires through  
Operation Temp: -20~40℃  
Function: DALI PUSH Dim | 1-10V Dim | SENSOR | Emergency  
Flicker: Flicker free

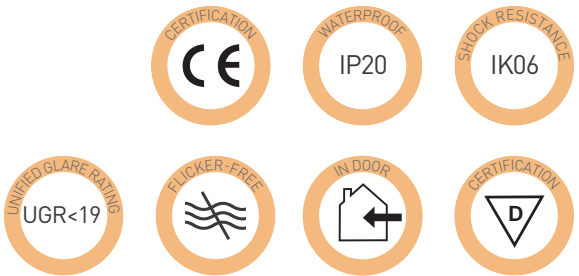
Material: White coating sheet metal+Extrusion transparent PMMA cover  
Installation: Surface mounted; Cable wire; Wire suspension; Wall mounted  
Protection: IP20/IK06  
Terminal: 3/5x2.5mm² push-in terminal  
Connection: One cable entry at the endcap and two top entries at the back of the luminaire







CCT & Power Changeable



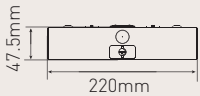
COMLINE--NC33



NC33 is an easy, efficient family of luminaires displaying classic style. The luminaire housing is supplied in white painted steel with smart locking spring end caps. Prismatic diffuser and louvre cover 2 different optics that makes it suitable in a lot of different applications with very good UGR control UGR19 at the same time. Surface mounted or suspended installation both available. Smart control sensor with PIR and BT grouping function is very friendly and energy saving.

Size	Wattage (Power adjustable)	Lumen (Frost film)	Efficiency	CRI	CCT	SDCM	UGR
1200mm	23/29/35/40W	3220~5600LM	140lm/w	80	4000K	3	19
1500mm	26/33/40/47W	3640~6580LM	140lm/w	80	4000K	3	19

Input: AC220~240V 50/60Hz  
Wiring: 3/5 wires through  
Operation Temp: -20~40 °C  
Function: DALI PUSH Dim | 1-10V Dim | SENSOR | Emergency  
Flicker: Flicker free

Material: White coating sheet metal+Extrusion transparent PMMA cover  
Installation: Surface mounted; Cable wire; Wire suspension; Wall mounted  
Protection: IP20/IK06  
Terminal: 3/5x2.5mm² push-in terminal  
Connection: One cable entry at the endcap and two top entries at the back of the luminaire





INDULINE23--L15A

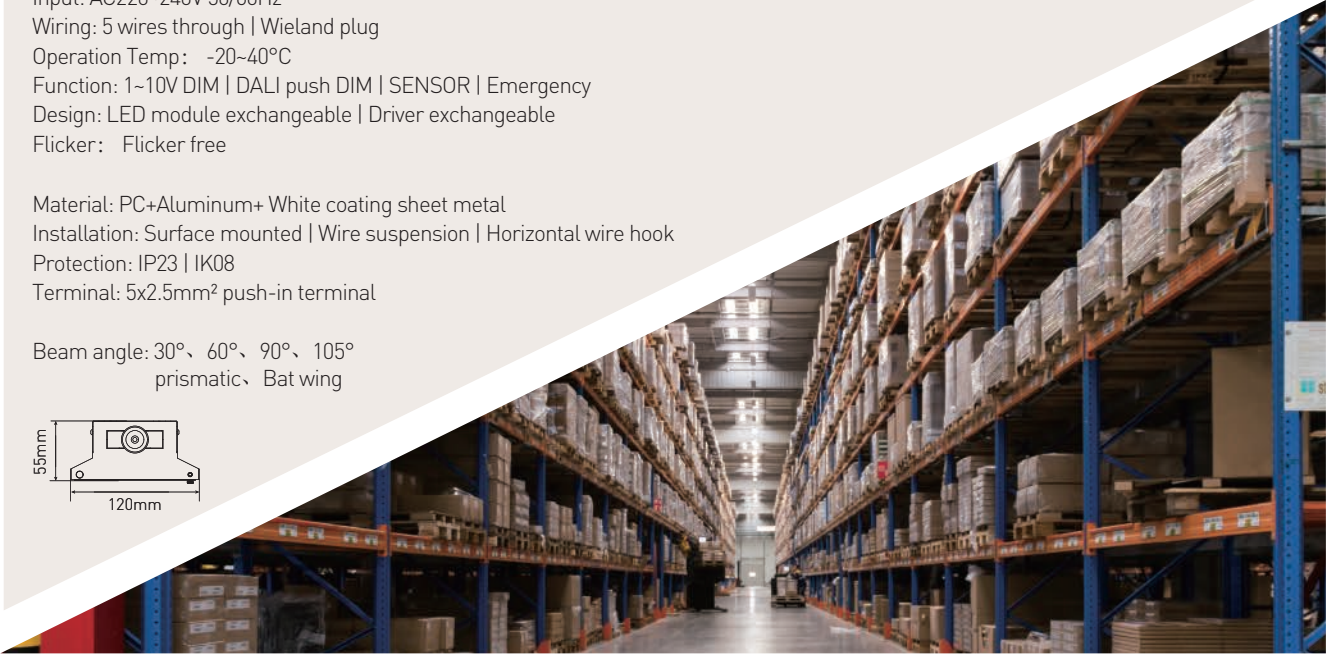
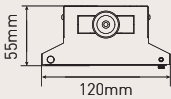
L15A Industrial line luminaire is designed with flexible function and accurate light distribution. From narrow to wide beam angle options fits for different height of installation from 4~20 meters, plug and play sensor and DALI function makes it smarter and more energy saving, and the various installation ways such as surface mounting, horizontal wiring hook, LED module and driver exchangeable makes it a powerful industrial products.

Size	Wattage	Lumen	Efficiency	CRI	CCT	SDCM
1250mm	60W	10200LM	170lm/w	80	4000K	3
1250mm	80W	13600LM	170lm/w	80	4000K	3
1550mm	80W	13600LM	170lm/w	80	4000K	3
1550mm	100W	17000LM	170lm/w	80	4000K	3

Input: AC220~240V 50/60Hz  
Wiring: 5 wires through | Wieland plug  
Operation Temp: -20~40°C  
Function: 1~10V DIM | DALI push DIM | SENSOR | Emergency  
Design: LED module exchangeable | Driver exchangeable  
Flicker: Flicker free


Material: PC+Aluminum+ White coating sheet metal  
Installation: Surface mounted | Wire suspension | Horizontal wire hook  
Protection: IP23 | IK08  
Terminal: 5x2.5mm² push-in terminal

Beam angle: 30°、60°、90°、105°  
prismatic、Bat wing





Louver



Grid



INDULINE23--Ni15B

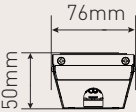
Ni15B Industrial line luminaire is designed with flexible function and accurate light distribution. From narrow to wide beam angle options fits for different height of installation from 4~15 meters, DALI function makes it smarter and more energy saving, and the various installation ways such as surface mounting, horizontal wiring hook, LED module and driver exchangeable makes it a powerful industrial products.



Size	Wattage	Lumen	Efficiency	CRI	CCT	SDCM
1250mm	40W	6600LM	165lm/w	80	4000K	3
1250mm	60W	9900LM	165lm/w	80	4000K	3
1550mm	60W	9900LM	165lm/w	80	4000K	3
1550mm	80W	13200LM	165lm/w	80	4000K	3

Input: AC220~240V 50/60Hz  
Wiring: 5 wires through available  
Operation Temp: -20~40°C  
Function: 1~10V DIM | DALI  
Flicker: Flicker free  
  
Material: Galvanized steel sheet+PC+Aluminium  
Installation: Ceiling mounted | Suspension | Cable wire  
Protection: IP23 | Ball impact resistance  
Terminal: 5x1.5mm<sup>2</sup>/5x2.5mm<sup>2</sup> push-in terminal


Beam angle: 30°、60°、90°、105°  
prismatic、Bat wing



HIGH POWER INDUSTRIAL

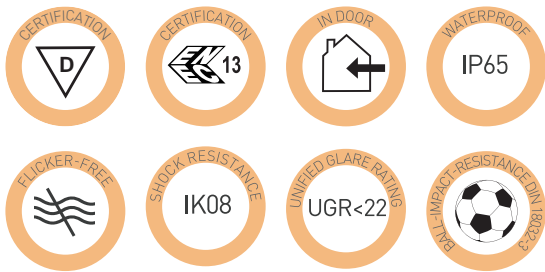






GLOBAL PATENT (No. 004670651-0001)

Honeycomb Design  
UGR<22  
Power Adjustable 100-120-150-200W

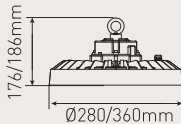


LOW GLARE HIGH BAY--H29

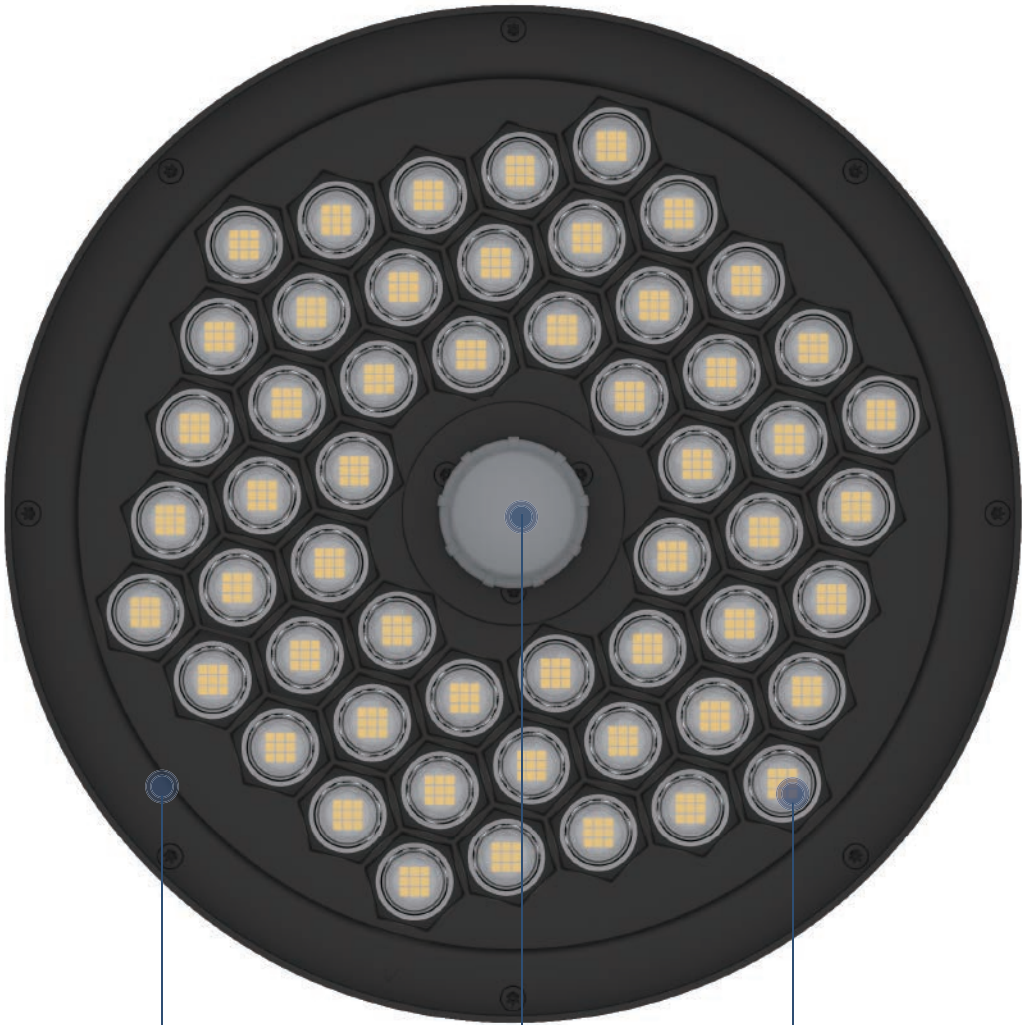
With global patent honeycomb design, ERVAN UFO can offer real low glare lighting output even at big power 200w according to precise optic control technology, best options for industrial applications.

Size	Wattage	Lumen	Efficiency	Beam Angle	CRI	CCT	SDCM	UGR
Ø280mm	100W	14000LM	140lm/w	75°	80	4000K	3	22
Ø280mm	150W	21000LM	140lm/w	75°	80	4000K	3	22
Ø360mm	200W	28000LM	140lm/w	75°	80	4000K	3	22

Input: AC100~240V 50/60Hz  
Operation Temp: -30~50°C  
Function: 1~10V DIM | DALI | SENSOR | Emergency  
Flicker: Flicker free  
  
Material: Aluminum  
Installation: Ceiling mounted | Suspension  
Protection: IP65 | IK08 | Ball impact resistance DIN18032



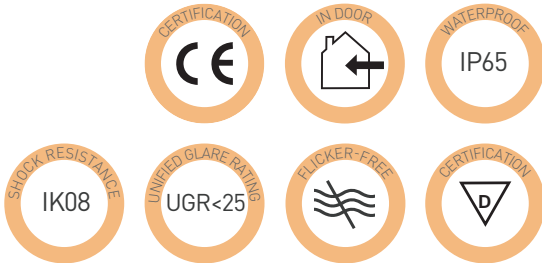




Power Changeable

85° wide beam angle  
UGR<25

Zhaga Book18 connector for smart sensors



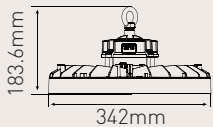
LOW GLARE HIGH BAY--H37

UGR level requirement is more and more popular even for Industrial application, better glare control and wider beam angle is ideal solution for lighting designer and endusers. ERVAN H37 UFO highbay is such a product with 85° wide beam angle and very good glare control UGR<25, max lumen output 34000lm make sure the product is suitable for most of the industrial application and with premium optic performance at the same time.

Size	Wattage	Lumen	Efficiency	CRI	CCT	SDCM	UGR
Ø342mm	100W	16000LM	160lm/w	80	4000K	6	25
Ø342mm	150W	23250LM	155lm/w	80	4000K	6	25
Ø342mm	200W	30000LM	150lm/w	80	4000K	6	25

Input: AC100~277V 50/60Hz  
Operation Temp: -30~45°C  
Function: Dimmable, Daylight Sensor, Microwave Sensor, PIR Sensor,  
Zigbee+ Microwave motion sensor/ Infrared Daylight  
Flicker: Flicker free

Material: Aluminum  
Installation: Ceiling mounted | Suspension  
Protection: IP65 | IK08 | Ball impact resistance DIN18032







FLOOD LIGHT--EFL12

ERVAN Floodlight product is good option for both indoor and outdoor applications with wide power range from 10~300W and stable IP65 water-proof function, customized robust die-casting aluminium structure ensures strong protection at harsh environment. Multiple light angles meets multile application requirement.

Size	Wattage	Lumen	Efficiency	CRI	CCT
127*98*43mm	10W	1400LM	140lm/w	80	4000K
148*119*39mm	20W	2800LM	140lm/w	80	4000K
202*162*42mm	30W	4200LM	140lm/w	80	4000K
247*201*41mm	50W	7000LM	140lm/w	80	4000K
302*242*50mm	100W	14000LM	140lm/w	80	4000K
359*277*56mm	150W	21000LM	140lm/w	80	4000K
412*322*58mm	200W	28000LM	140lm/w	80	4000K
486*358*65mm	250W	35000LM	140lm/w	80	4000K
486*358*65mm	300W	42000LM	140lm/w	80	4000K

Input: AC100~240V 50/60Hz  
Operation Temp: -30~50°C  
Function: 1~10V DIM | DALI | SENSOR  
Flicker: Flicker free  
  
Material: Glass+Aluminum  
Installation: Wall mounted | Ground mounted  
Protection: IP65 | IK07

Beam angle: 15/30/45/60/90/120  
30\*90/70\*155/80\*155

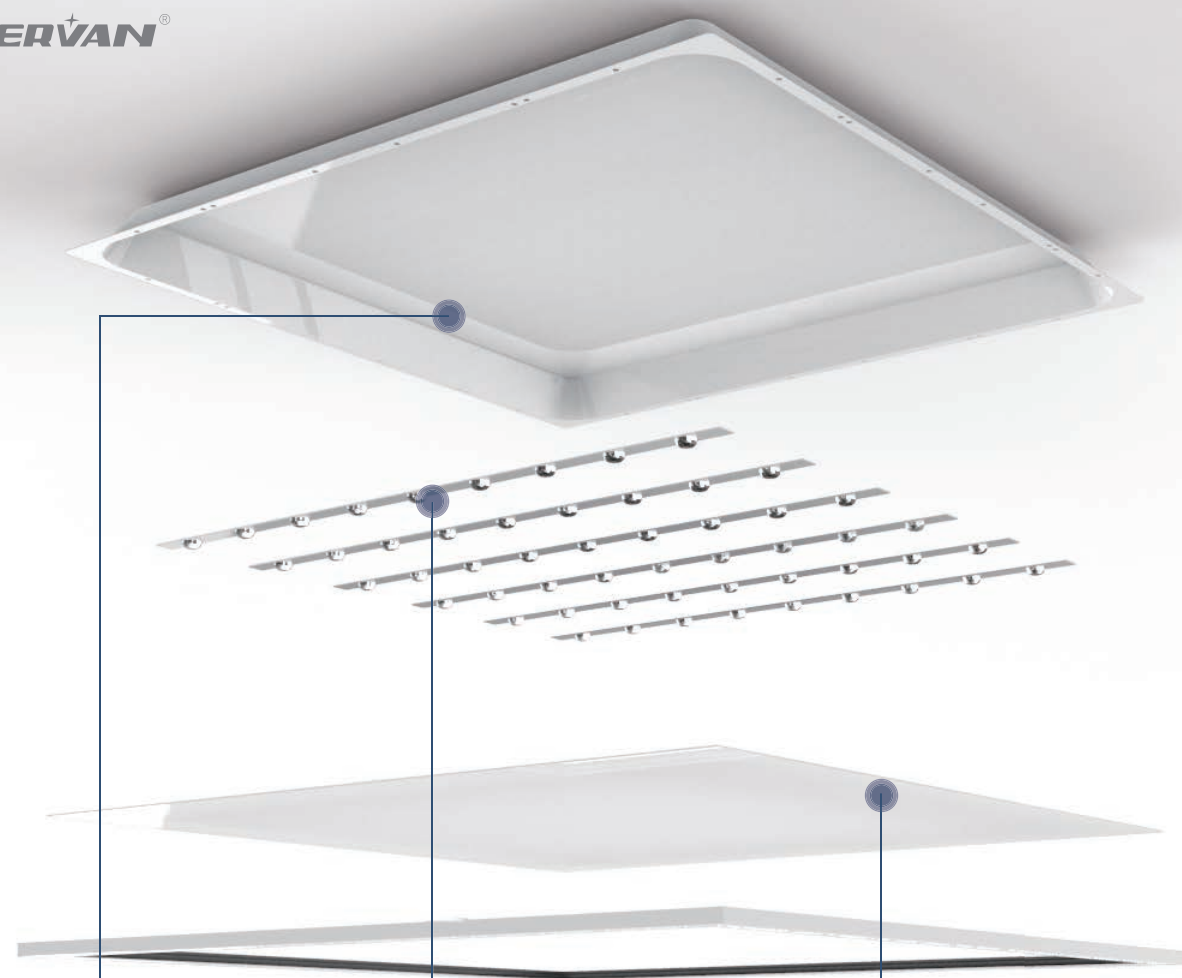




PANEL



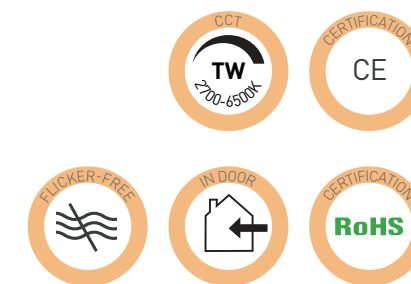




180° wide beam lens  
Uniform lighting

Prismatic diffuser  
UGR<19

Seamless molding process



## BACK LIT PANEL-P30

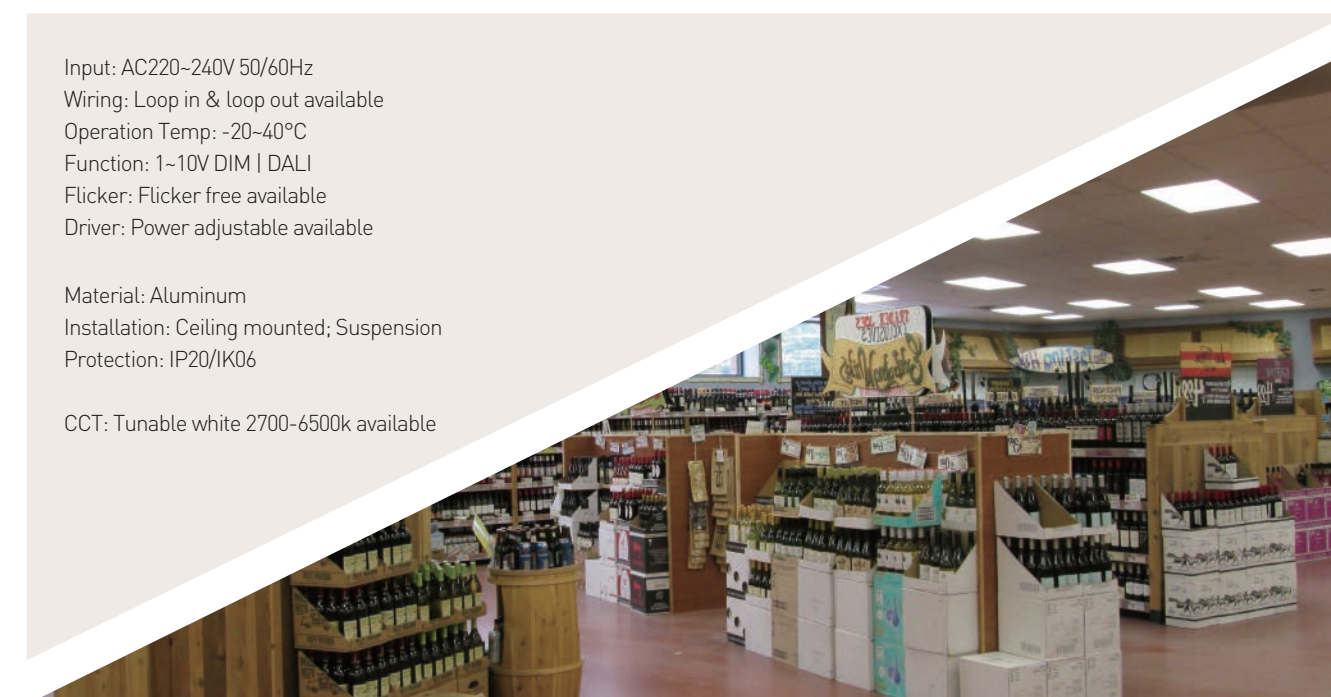
ERVAN Backlit panel provides excellent visual comfort with micro prismatic diffuser and SDCM 3 color uniformity, tunable white function with circadian rhythms LEDs which is good HCL solution for applications such as schools, offices and supermarket..

Size	Wattage	Lumen	Efficiency	CRI	CCT	SDCM	UGR
595*595*35mm	36W	4320LM	120lm/w	>80	4000K	3	19
1195*295*35mm	36W	4320LM	120lm/w	>80	4000K	3	19
1195*595*35mm	72W	8640LM	120lm/w	>80	4000K	3	19
620*620*35mm	36W	4320LM	120lm/w	>80	4000K	3	19

Input: AC220~240V 50/60Hz  
Wiring: Loop in & loop out available  
Operation Temp: -20~40°C  
Function: 1~10V DIM | DALI  
Flicker: Flicker free available  
Driver: Power adjustable available

Material: Aluminum  
Installation: Ceiling mounted; Suspension  
Protection: IP20/IK06

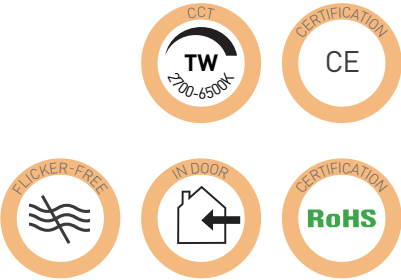
CCT: Tunable white 2700-6500k available



Seamless White frame

PMMA LGP

Prismatic diffuser  
UGR<19



SIDE-LIT LED PANEL -P48

ERVAN Sidelit light panel is designed with 11mm slim and robust structure which is an ideal solution to retrofit the traditional grille fixture into more comfortable and eyes friendly lighting result for applications such as classroom, office and supermarket..

Size	Wattage	Lumen	Efficiency	CRI	CCT	SDCM	UGR
1195*595*11mm	60W	7200LM	120lm/w	80	4000K	3	19
620*620*11mm	36W	4320LM	120lm/w	80	4000K	3	19
595*595*11mm	36W	4320LM	120lm/w	80	4000K	3	19
1195*295*11mm	36W	4320LM	120lm/w	80	4000K	3	19
595*295*11mm	22W	2640LM	120lm/w	80	4000K	3	19
295*295*11mm	15W	1800LM	120lm/w	80	4000K	3	19

Input: AC220~240V 50/60Hz  
Wiring: Loop in & loop out available  
Operation Temp: -20~40°C  
Function: 1~10V DIM | DALI  
Flicker: Flicker free available  
Driver: Power adjustable available


Material: Aluminum  
Installation: Ceiling mounted; Suspension  
Protection: IP20/IK06

CCT: Tunable white 2700-6500k available





TUBE





V0 PC Cover

180° Rotatable endcap  
Global patent

G13 Base



T8 TUBE -L05G-H

ERVAN LED T8 tube is unique design, great quality with ultra high efficiency and lighting uniformity. SDCM<3, flicker free and customized LED internal driver which could meet the latest international safety directive, reliable option for your project.

Size	Wattage	Lumen	Efficiency	CRI	CCT	SDCM
600mm	9W	1620LM	180lm/w	>80	4000K	3
1200mm	12W	2160LM	180lm/w	>80	4000K	3
1200mm	18W	3240LM	180lm/w	>80	4000K	3
1500mm	24W	4320LM	180lm/w	>80	4000K	3

Input: AC220~240V 50/60Hz  
Operation Temp: -20~40°C  
Flicker: Flicker free available

Material: PC+Aluminum  
Installation: Retrofit  
Protection: IP20 | IK06

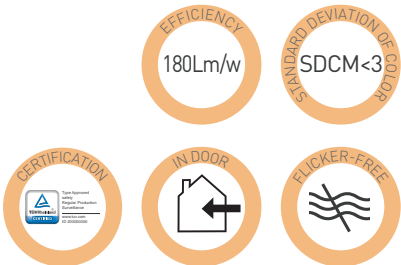




V0 PC Cover

180° Rotatable endcap  
Global patent

G5 Base



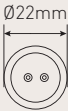
T5 TUBE -L60G

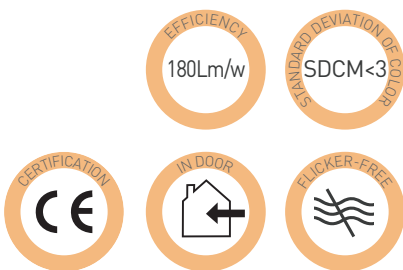
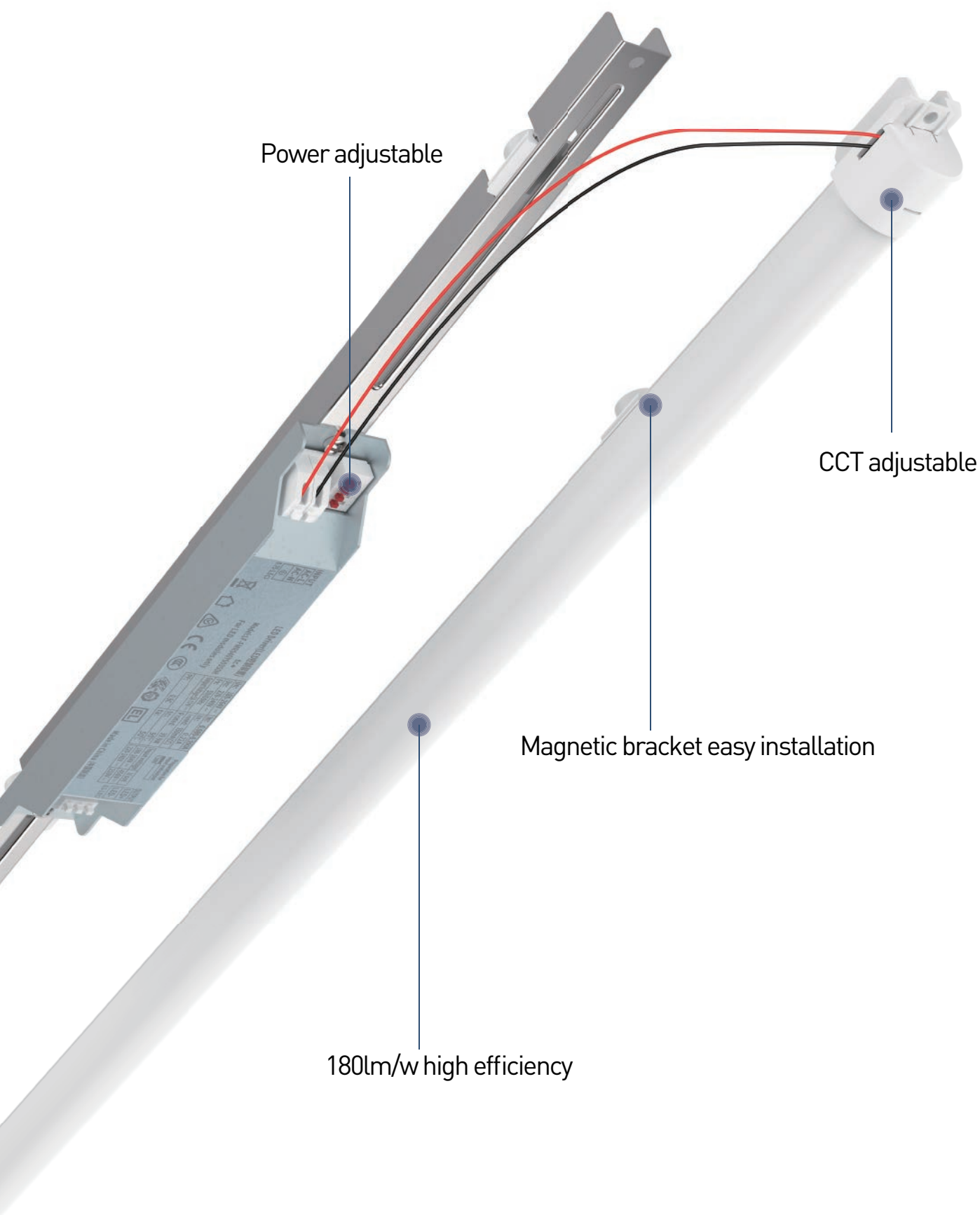
ERVAN LED T5 tube is perfectly designed to retrofit flourescent T5 glass tube, great performance on optic with high efficiency 180lm/w and SDCM 3 color uniformity, flicker free internal electric components ensures the eyes friendly application

Size	Wattage	Lumen	Efficiency	CRI	CCT	SDCM
600mm	9W	1620LM	180lm/w	>80	4000K	3
1200mm	12W	2160LM	180lm/w	>80	4000K	3
1200mm	18W	3240LM	180lm/w	>80	4000K	3
1500mm	24W	4320LM	180lm/w	>80	4000K	3

Input: AC220~240V 50/60Hz  
Operation Temp: -20~40°C  
Flicker: Flicker free available

Material: PC+Aluminum  
Installation: Retrofit  
Protection: IP20 | IK06





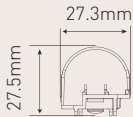
TBAR EXTERNAL DRIVER--LB01

ERVAN Tbar is an upgrade solution for fluorescent tube fixture, which is a luminaire in luminaires with independent EU certification, also Recyclable use of the old housing and no any risk of the failure on old components. External driver with 0~10v Dimmable, triac dimmable, DALI, and emergency solution, CCT and power adjustable could meet flexible requirements, Keeping classic design and no need to redecorate or refurbish the ceiling and walls.

Size	Wattage	Lumen	Efficiency	CRI	CCT	SDCM
1200mm	24W	4320LM	180lm/w	>80	4000K	3
1500mm	30W	5400LM	180lm/w	>80	4000K	3

Input: AC220~240V 50/60Hz  
Operation Temp: -20~40°C  
Flicker: Flicker free available

Material: Extruded polycarbonate with UV protection  
Installation: Surface mounting  
Protection: IP20 | IK06

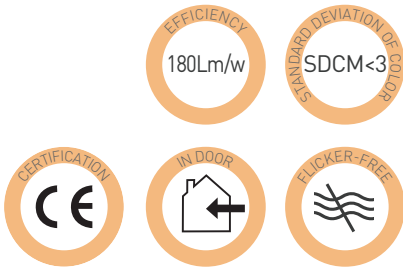




180lm/w high efficiency

CCT adjustable & Power adjustable

Magnetic bracket easy installation




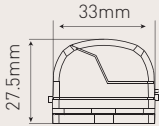
TBAR INTEGRATED DRIVER--LB01

ERVAN Tbar is an upgrade solution for fluorescent tube fixture, which is a luminaire in luminaires with independent EU certification, also Recyclable use of the old housing and no any risk of the failure on old components. CCT and power adjustable for flexible requirement, Keeping classic design and no need to redecorate or refurbish the ceiling and walls.

Size	Wattage	Lumen	Efficiency	CRI	CCT	SDCM
1200mm	12/18W	2160/3240LM	180lm/w	>80	4000K	3
1200mm	18/24W	3240/4320LM	180lm/w	>80	4000K	3
1500mm	18/24W	3240/4320LM	180lm/w	>80	4000K	3
1500mm	24/30W	4320/5400LM	180lm/w	>80	4000K	3

Input: AC220~240V 50/60Hz  
Operation Temp: -20~40°C  
Flicker: Flicker free available

Material: Extruded polycarbonate with UV protection  
Installation: Surface mounting  
Protection: IP20 | IK06





HongKong Ervan Group Limited  
Dongguan Ervan Technology Co, Ltd  
TEL: +86-769-8777 9559 E-Mail: [marketing@ervan.cn](mailto:marketing@ervan.cn)  
[www.ervan.cn](http://www.ervan.cn)